Extrusion: **A297202**

System: **RainBlade 2970 ShadowLine**

Typical Use: 5.25" Double Glazed Mullion

Alloy: 6063 T6

Section Properties									
I_x	I_y	S_x	S_y	R_x	R_y	β	J	Cw	Zx
2.448	0.132	0.932	0.11768	1.607	0.3731	1.407	0.1672	0.4469	1.647

The following chart is for estimating purposes only. Site specific conditions and frame configurations can have a significant affect on the structural capacity of the framing system. Consult a PE for approval. This frame assumes at least 0 midspan horizontals or antibuckling clips. Maximum vertical spacing between horizontals is 12 feet maximum.

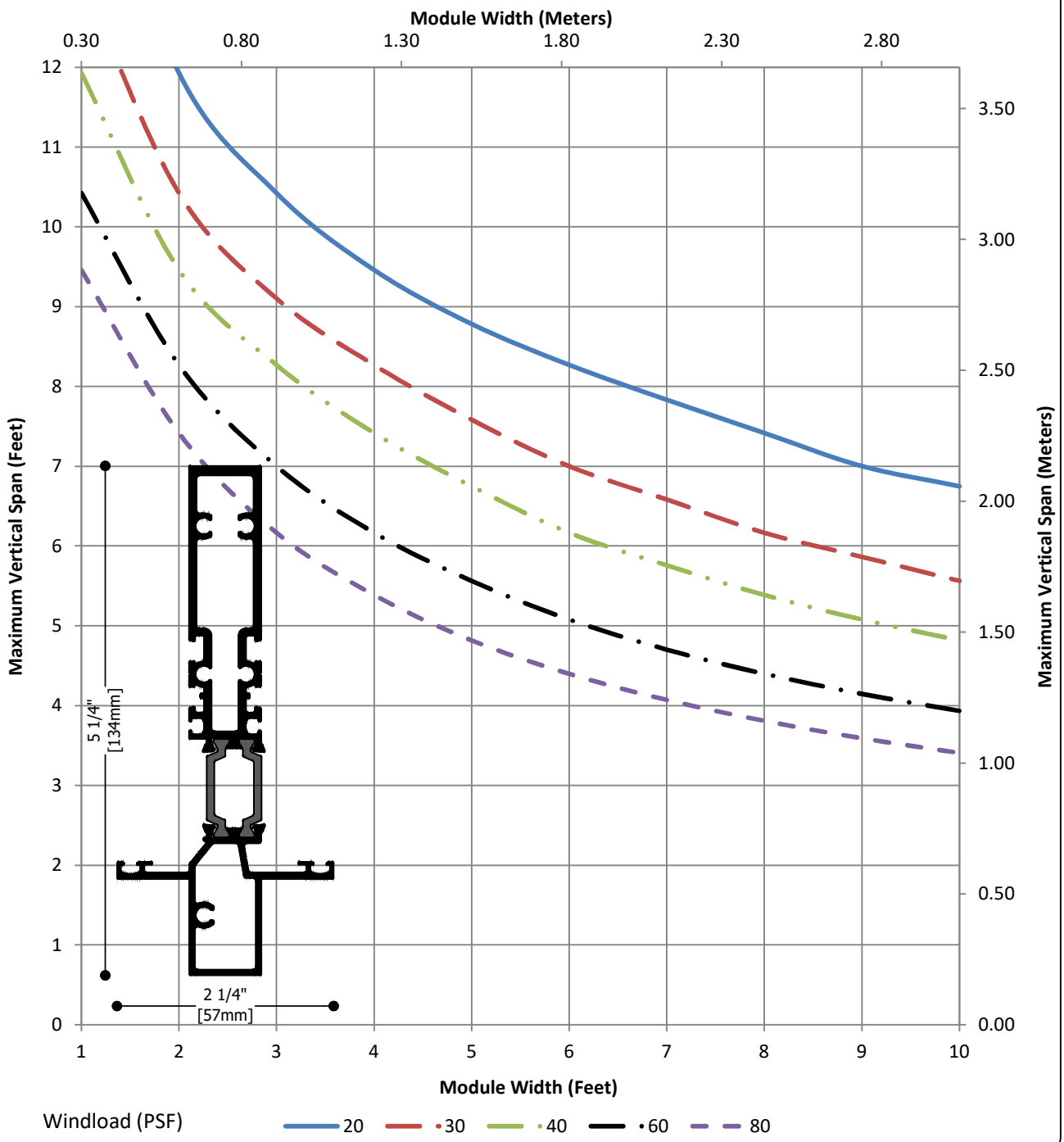

Extrusion: **A297202_EA294001**

System: **RainBlade 2970 ShadowLine**

Typical Use: 5.25" Double Glazed Mullion w/Reinforcement

Alloy: 6063 T6

Section Properties									
I_x	I_y	S_x	S_y	R_x	R_y	β	J	Cw	Zx
2.6793	0.1354	1.02006	0.11768	1.3004	0.29233	1.407	0.1689	0.4482	1.9061

The following chart is for estimating purposes only. Site specific conditions and frame configurations can have a significant affect on the structural capacity of the framing system. Consult a PE for approval. This frame assumes at least 0 midspan horizontals or antibuckling clips. Maximum vertical spacing between horizontals is 12 feet maximum.

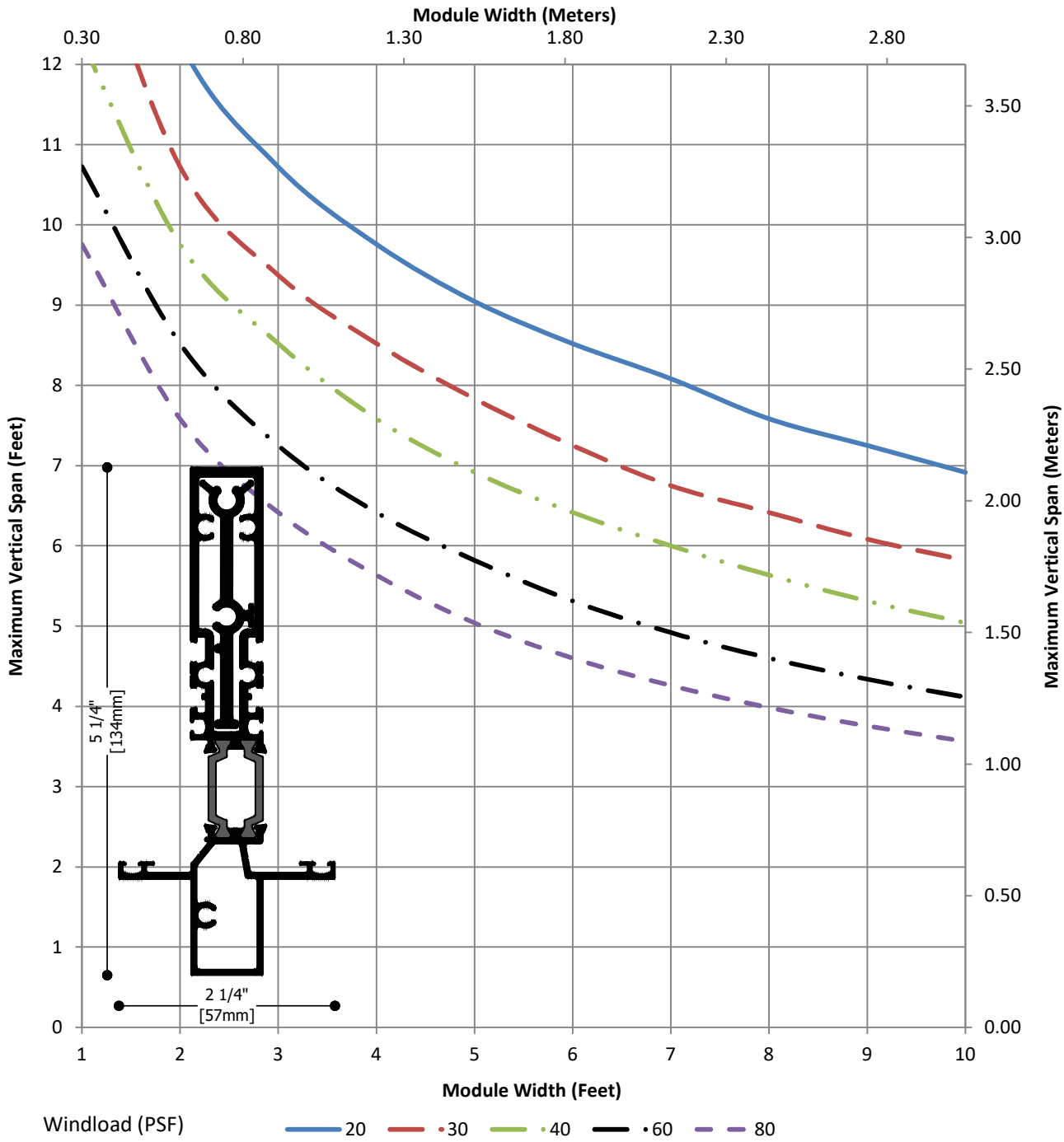

Extrusion: **A297202 with 1/4" x 2-1/2" Bar**

System: **RainBlade 2970 ShadowLine**

Typical Use: 5.25" Double Glazed Mullion w/Steel Reinforcement

Alloy: 6063 T6

Section Properties									
I_x	I_y	S_x	S_y	R_x	R_y	β	J	Cw	Zx
3.39195	0.14157	1.29138	0.12621	1.607	0.3731	1.407	0.1672	0.4469	1.647

The following chart is for estimating purposes only. Site specific conditions and frame configurations can have a significant affect on the structural capacity of the framing system. Consult a PE for approval. This frame assumes at least 0 midspan horizontals or antibuckling clips. Maximum vertical spacing between horizontals is 12 feet maximum.

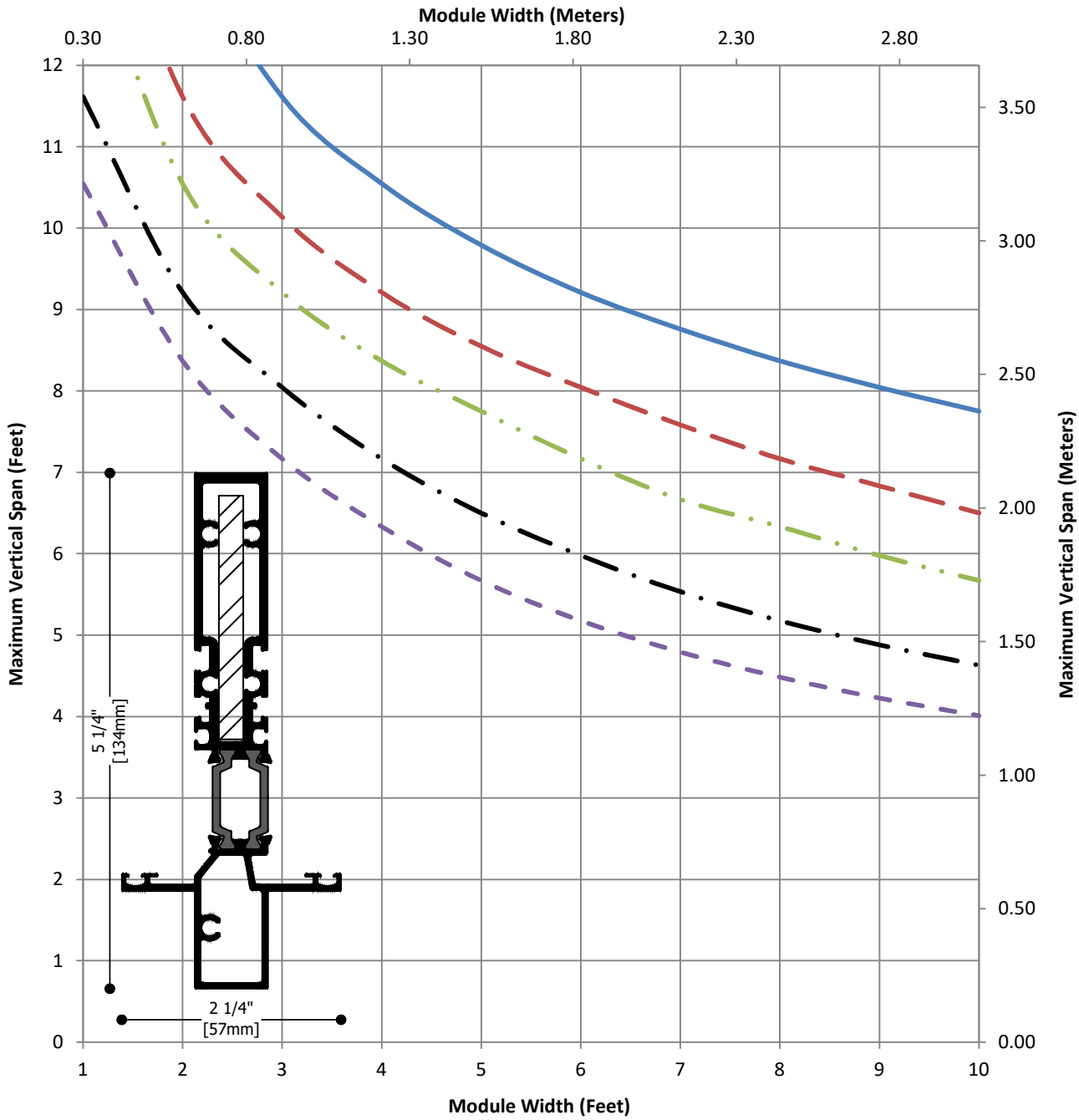

Windload (PSF) — 20 — 30 — 40 — 60 — 80

Extrusion:	**A297204_A297205**
System:	**RainBlade 2970 ShadowLine**
Typical Use:	5.25" Double Glazed Split Mullion
Alloy:	6063 T6

apogee ARCHITECTURAL METALS

Section Properties									
I_x	I_y	S_x	S_y	R_x	R_y	β	J	Cw	Zx
3.1432	0.06304	1.09507	0.06448	1.4708	0.20829	2.326	0.0031	0.1851	2.041

The following chart is for estimating purposes only. Site specific conditions and frame configurations can have a significant affect on the structural capacity of the framing system. Consult a PE for approval. This frame assumes at least 6 antibuckling clips. Maximum vertical spacing between antibuckling clips is 2 feet (0.61 meters) maximum.

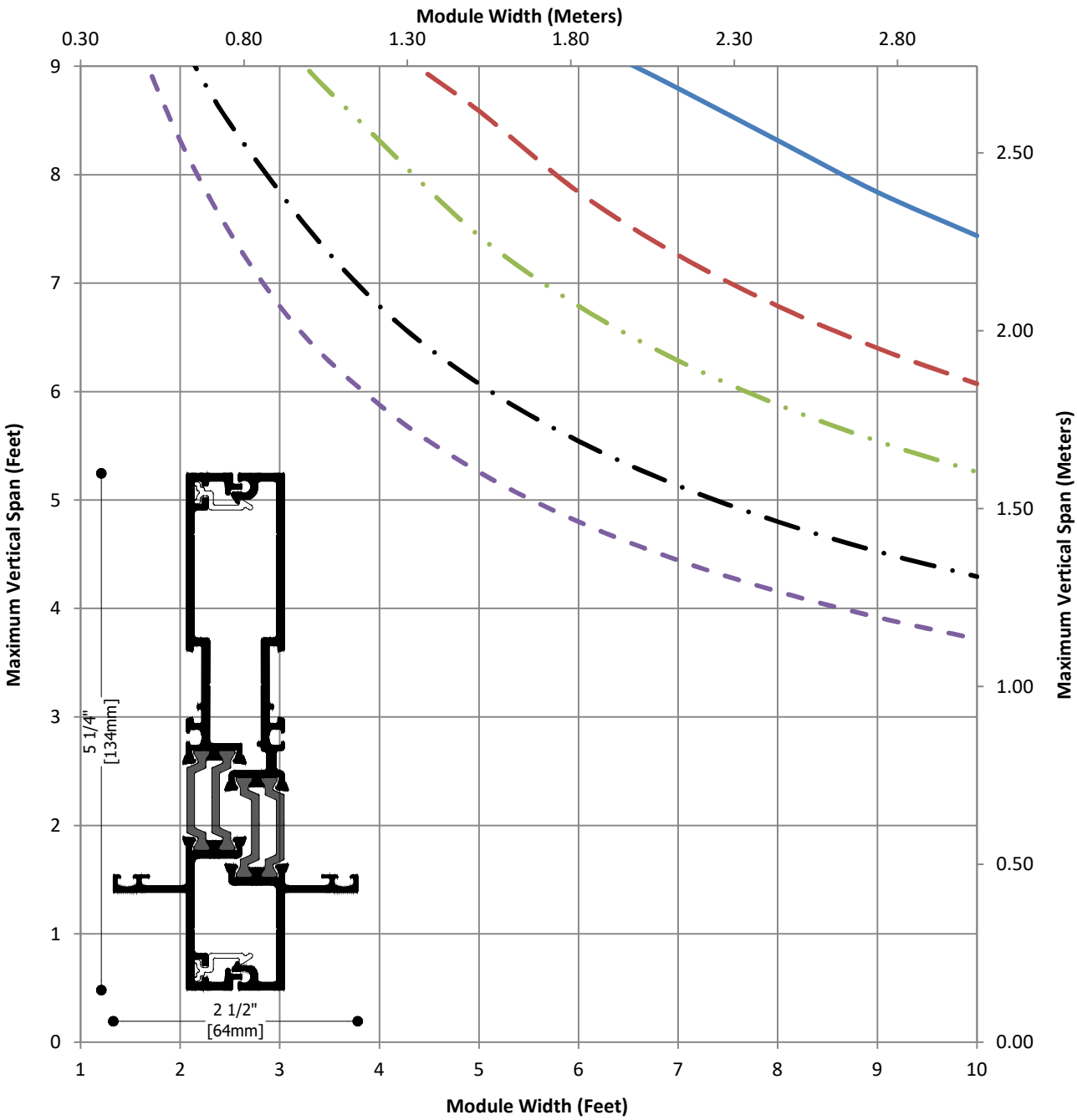

Windload (PSF) — 20 — 30 — 40 — 60 — 80

Extrusion:	**A297204_A297205 with 1/2" x 2" Bar**
System:	**RainBlade 2970 ShadowLine**
Typical Use:	5.25" Double Glazed w/Reinforced Split Mullion
Alloy:	6063 T6

apogee ARCHITECTURAL METALS

Section Properties									
I_x	I_y	S_x	S_y	R_x	R_y	β	J	Cw	Zx
4.10977	0.12336	1.43182	0.12618	1.4708	0.20829	2.326	0.0031	0.1851	2.041

The following chart is for estimating purposes only. Site specific conditions and frame configurations can have a significant affect on the structural capacity of the framing system. Consult a PE for approval. This frame assumes at least 6 antibuckling clips. Maximum vertical spacing between antibuckling clips is 2 feet (0.61 meters) maximum.

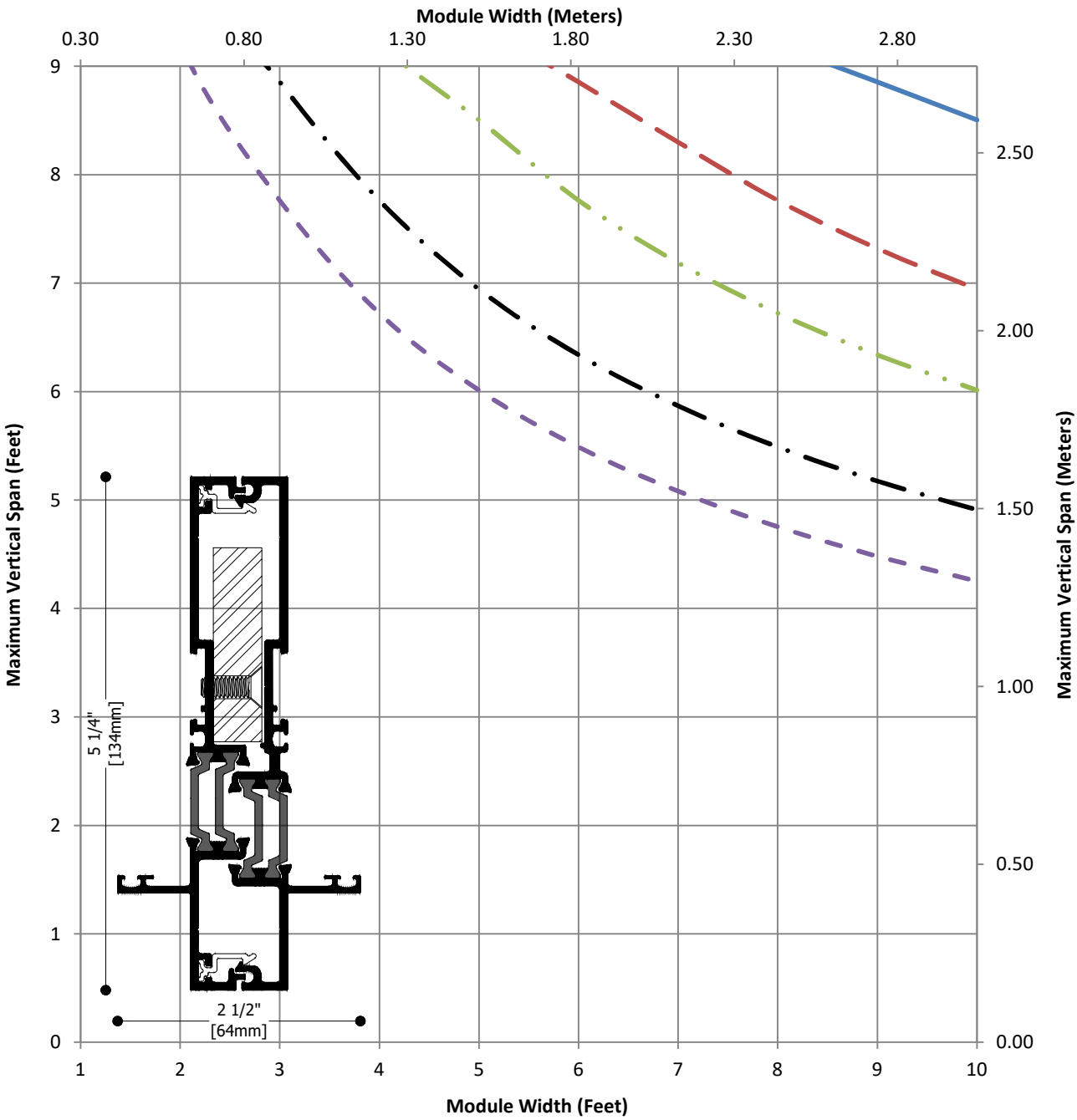

Windload (PSF) — 20 — 30 — 40 — 60 — 80

Extrusion:	**A297222**
System:	**RainBlade 2970 ShadowLine**
Typical Use:	6" Double Glazed Mullion
Alloy:	6063 T6

apogee ARCHITECTURAL METALS

EFCO TUBELITE Alumicor LINETEC

Section Properties									
I_x	I_y	S_x	S_y	R_x	R_y	β	J	Cw	Zx
3.5208	0.14296	1.1552	0.12744	1.828	0.3683	1.504	0.2177	0.6666	2.064

The following chart is for estimating purposes only. Site specific conditions and frame configurations can have a significant affect on the structural capacity of the framing system. Consult a PE for approval. This frame assumes at least 0 midspan horizontals or antibuckling clips. Maximum vertical spacing between horizontals is 12 feet maximum.

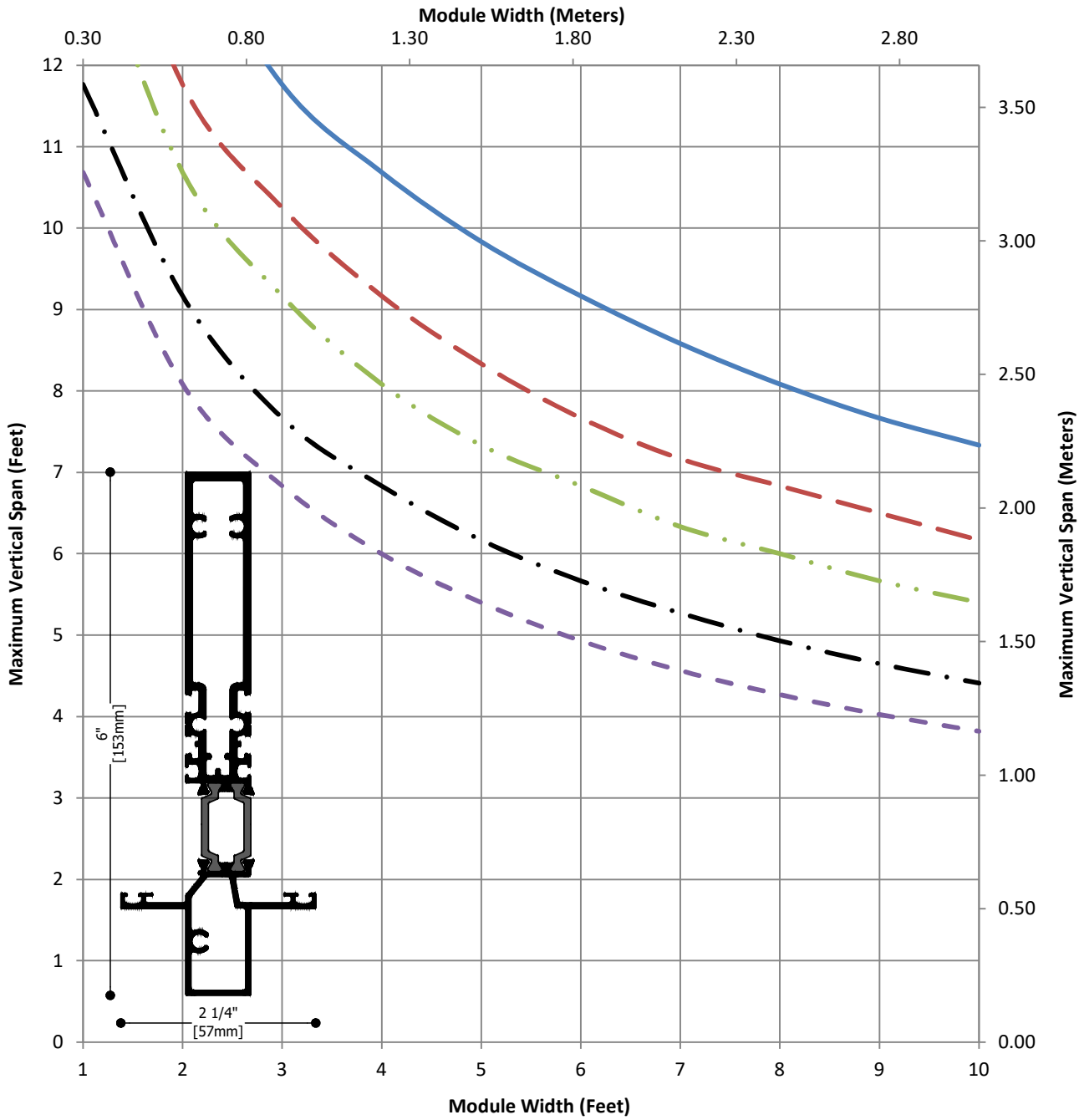

Windload (PSF) — 20 — 30 — 40 — 60 — 80

Extrusion: **A297222_EA294001**

System: **RainBlade 2970 ShadowLine**

Typical Use: 6" Double Glazed Mullion w/Reinforcement

Alloy: 6063 T6

Section Properties									
I_x	I_y	S_x	S_y	R_x	R_y	β	J	Cw	Zx
3.7521	0.14636	1.23109	0.12744	1.47852	0.29201	1.504	0.2194	0.6679	2.3231

The following chart is for estimating purposes only. Site specific conditions and frame configurations can have a significant affect on the structural capacity of the framing system. Consult a PE for approval. This frame assumes at least 0 midspan horizontals or antibuckling clips. Maximum vertical spacing between horizontals is 12 feet maximum.

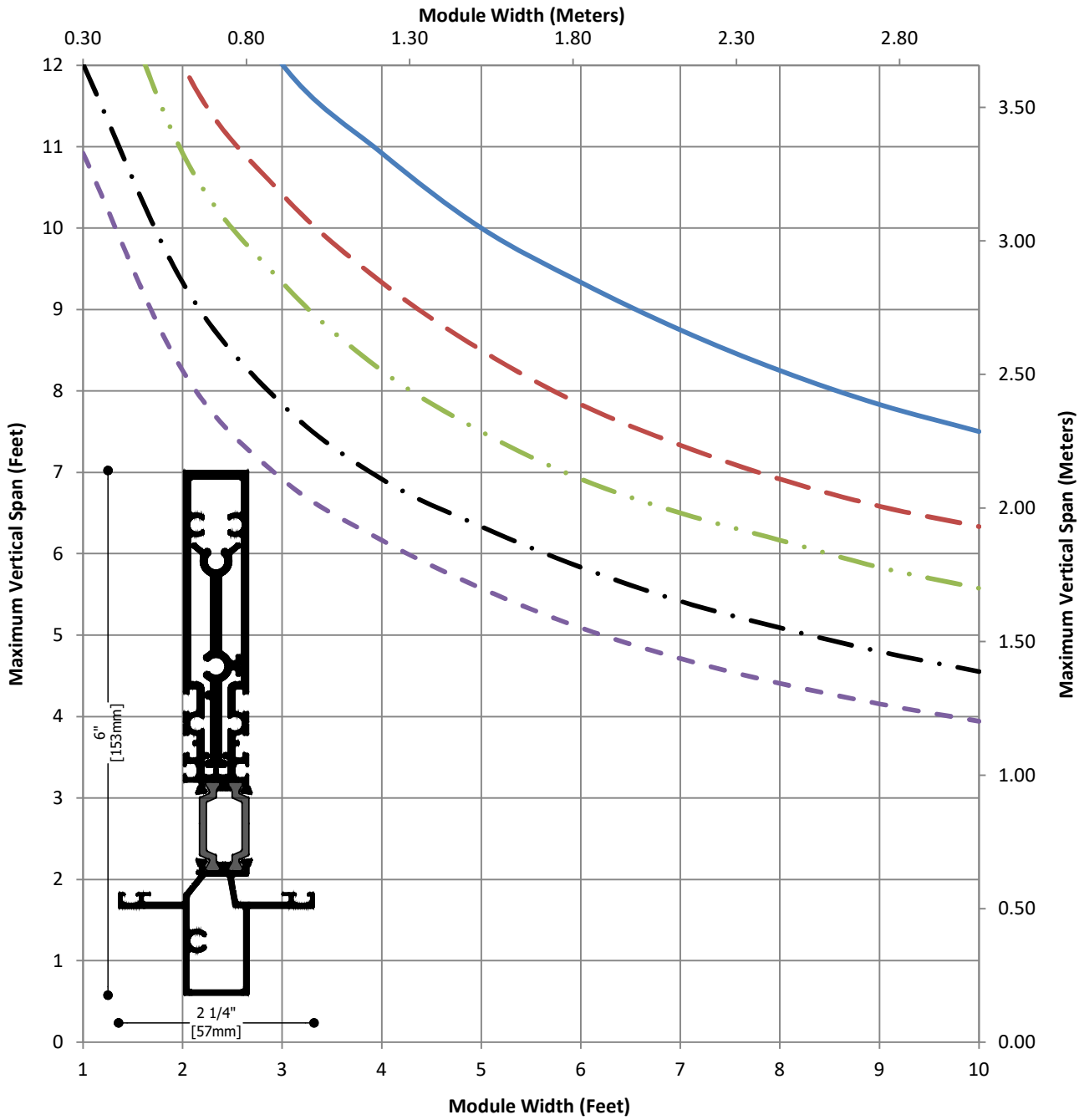

Windload (PSF) — 20, 30, 40, 60, 80

Extrusion:	**A297222 with 1/4" x 3" Bar**
System:	**RainBlade 2970 ShadowLine**
Typical Use:	6" Double Glazed Mullion w/Steel Reinforcement
Alloy:	6063 T6

apogee ARCHITECTURAL METALS

Section Properties									
I_x	I_y	S_x	S_y	R_x	R_y	β	J	Cw	Zx
5.15205	0.15427	1.69042	0.13752	1.828	0.3683	1.504	0.2177	0.6666	2.064

The following chart is for estimating purposes only. Site specific conditions and frame configurations can have a significant affect on the structural capacity of the framing system. Consult a PE for approval. This frame assumes at least 0 midspan horizontals or antibuckling clips. Maximum vertical spacing between horizontals is 12 feet maximum.

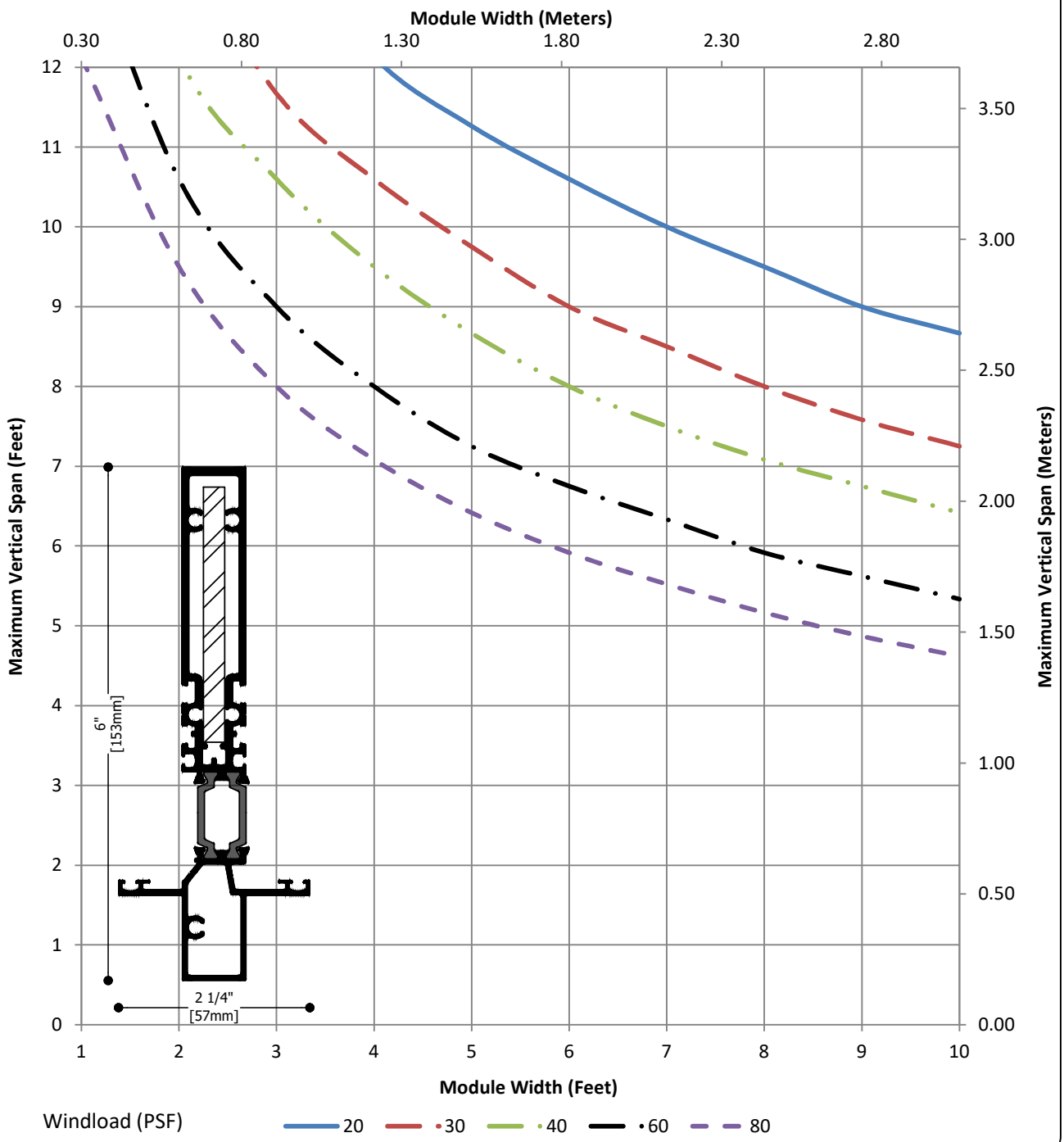

Extrusion:	**A297224_A297225**
System:	**RainBlade 2970 ShadowLine**
Typical Use:	6" Double Glazed Split Mullion
Alloy:	6063 T6

apogee ARCHITECTURAL METALS

Section Properties									
I_x	I_y	S_x	S_y	R_x	R_y	β	J	Cw	Zx
4.5304	0.06376	1.37401	0.0644	1.68985	0.20047	2.859	0.0035	0.261	2.559

The following chart is for estimating purposes only. Site specific conditions and frame configurations can have a significant affect on the structural capacity of the framing system. Consult a PE for approval. This frame assumes at least 6 antibuckling clips. Maximum vertical spacing between antibuckling clips is 2 feet (0.61 meters) maximum.

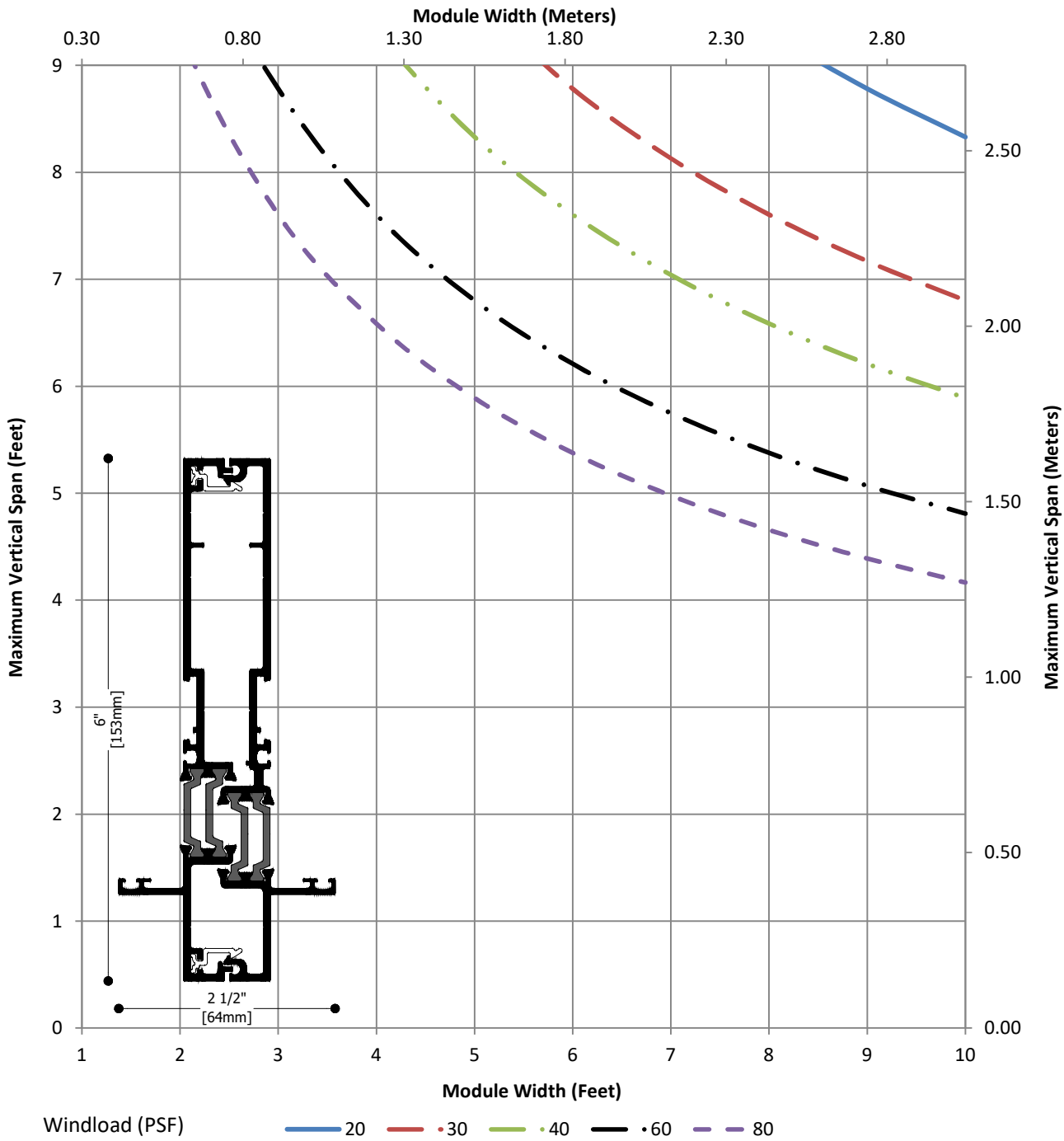

Extrusion: **A297224_A297225 with 1/2 x 3" Bar**

System: **RainBlade 2970 ShadowLine**

Typical Use: 6" Double Glazed w/Reinforced Split Mullion

Alloy: 6063 T6

Section Properties									
I_x	I_y	S_x	S_y	R_x	R_y	β	J	Cw	Zx
7.7929	0.15439	2.36348	0.15593	1.68985	0.20047	2.859	0.0035	0.261	2.559

The following chart is for estimating purposes only. Site specific conditions and frame configurations can have a significant affect on the structural capacity of the framing system. Consult a PE for approval. This frame assumes at least 6 antibuckling clips. Maximum vertical spacing between antibuckling clips is 2 feet (0.61 meters) maximum.

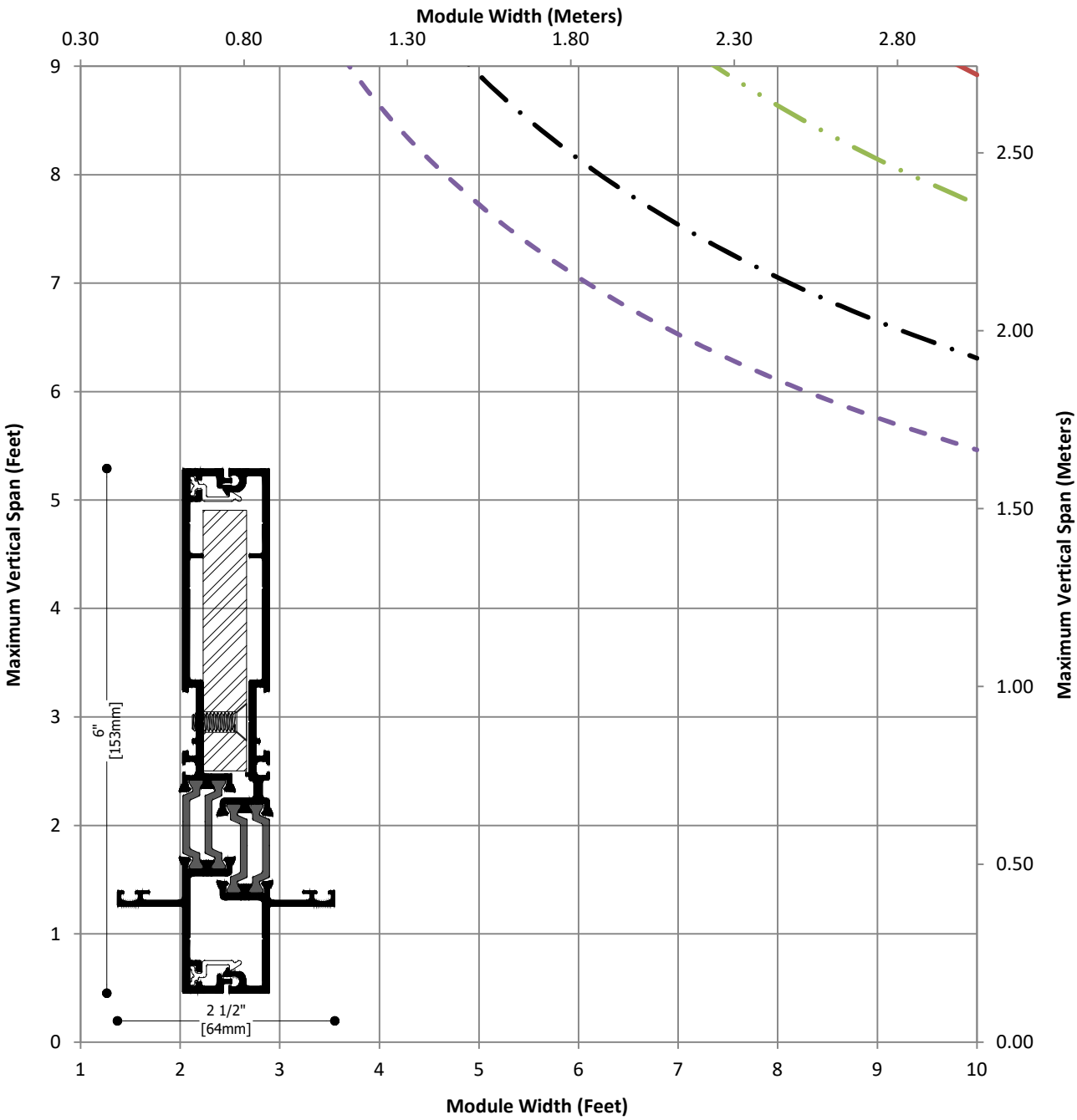

Windload (PSF) — 20 — 30 — 40 — 60 — 80

Extrusion:	**A297242**
System:	**RainBlade 2970 ShadowLine**
Typical Use:	6.25" Double Glazed Mullion
Alloy:	6063 T6

apogee ARCHITECTURAL METALS

Section Properties									
I_x	I_y	S_x	S_y	R_x	R_y	β	J	Cw	Zx
3.6472	0.14456	1.2168	0.1284	1.852	0.3686	1.022	0.2217	0.5396	2.129

The following chart is for estimating purposes only. Site specific conditions and frame configurations can have a significant affect on the structural capacity of the framing system. Consult a PE for approval. This frame assumes at least 0 midspan horizontals or antibuckling clips. Maximum vertical spacing between horizontals is 12 feet maximum.

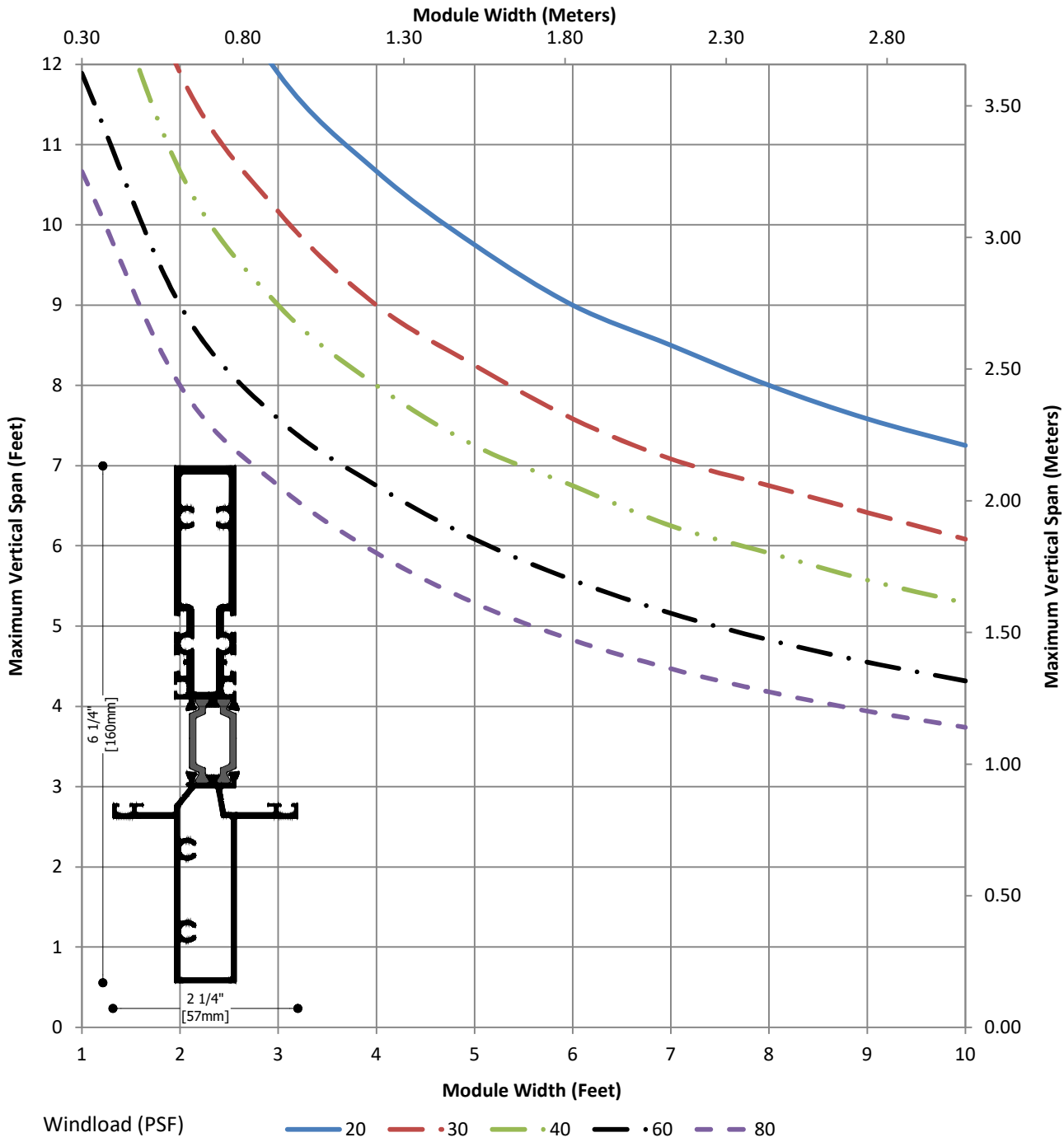

Extrusion:	**A297242_EA294001**
System:	**RainBlade 2970 ShadowLine**
Typical Use:	6.25" Double Glazed Mullion w/Reinforcement
Alloy:	6063 T6

apogee ARCHITECTURAL METALS

Section Properties									
I_x	I_y	S_x	S_y	R_x	R_y	β	J	Cw	Zx
3.8785	0.14796	1.29397	0.1284	1.49756	0.2925	1.022	0.2234	0.5409	2.3881

The following chart is for estimating purposes only. Site specific conditions and frame configurations can have a significant affect on the structural capacity of the framing system. Consult a PE for approval. This frame assumes at least 0 midspan horizontals or antibuckling clips. Maximum vertical spacing between horizontals is 12 feet maximum.

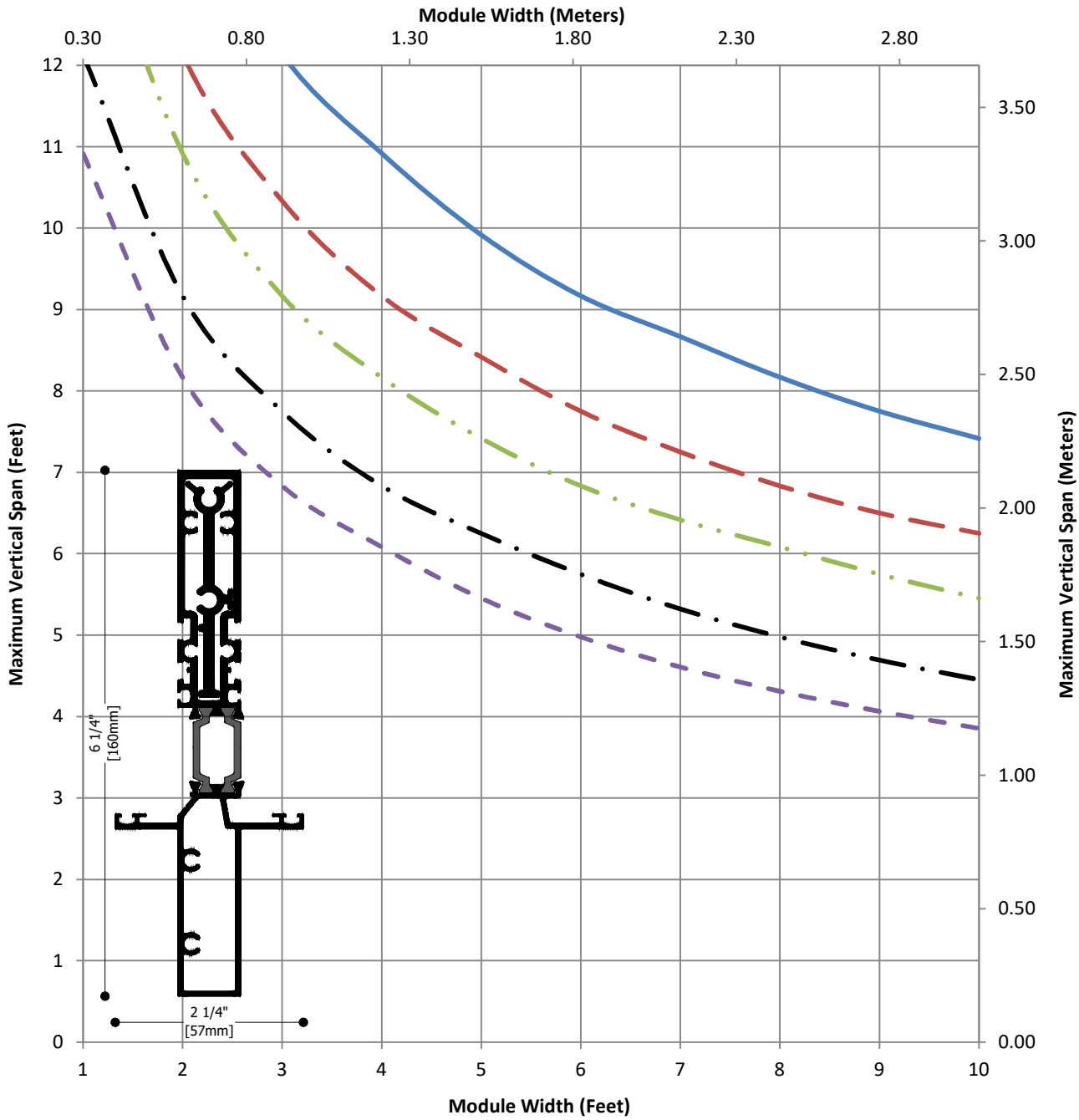

Extrusion:	**A297242 with 1/4" x 2-1/2" Bar**
System:	**RainBlade 2970 ShadowLine**
Typical Use:	6.25" Double Glazed Mullion w/Steel Reinforcement
Alloy:	6063 T6

apogee ARCHITECTURAL METALS

Section Properties									
I_x	I_y	S_x	S_y	R_x	R_y	β	J	Cw	Zx
4.59115	0.15413	1.53173	0.1369	1.852	0.3686	1.022	0.2217	0.5396	2.129

The following chart is for estimating purposes only. Site specific conditions and frame configurations can have a significant affect on the structural capacity of the framing system. Consult a PE for approval. This frame assumes at least 0 midspan horizontals or antibuckling clips. Maximum vertical spacing between horizontals is 12 feet maximum.

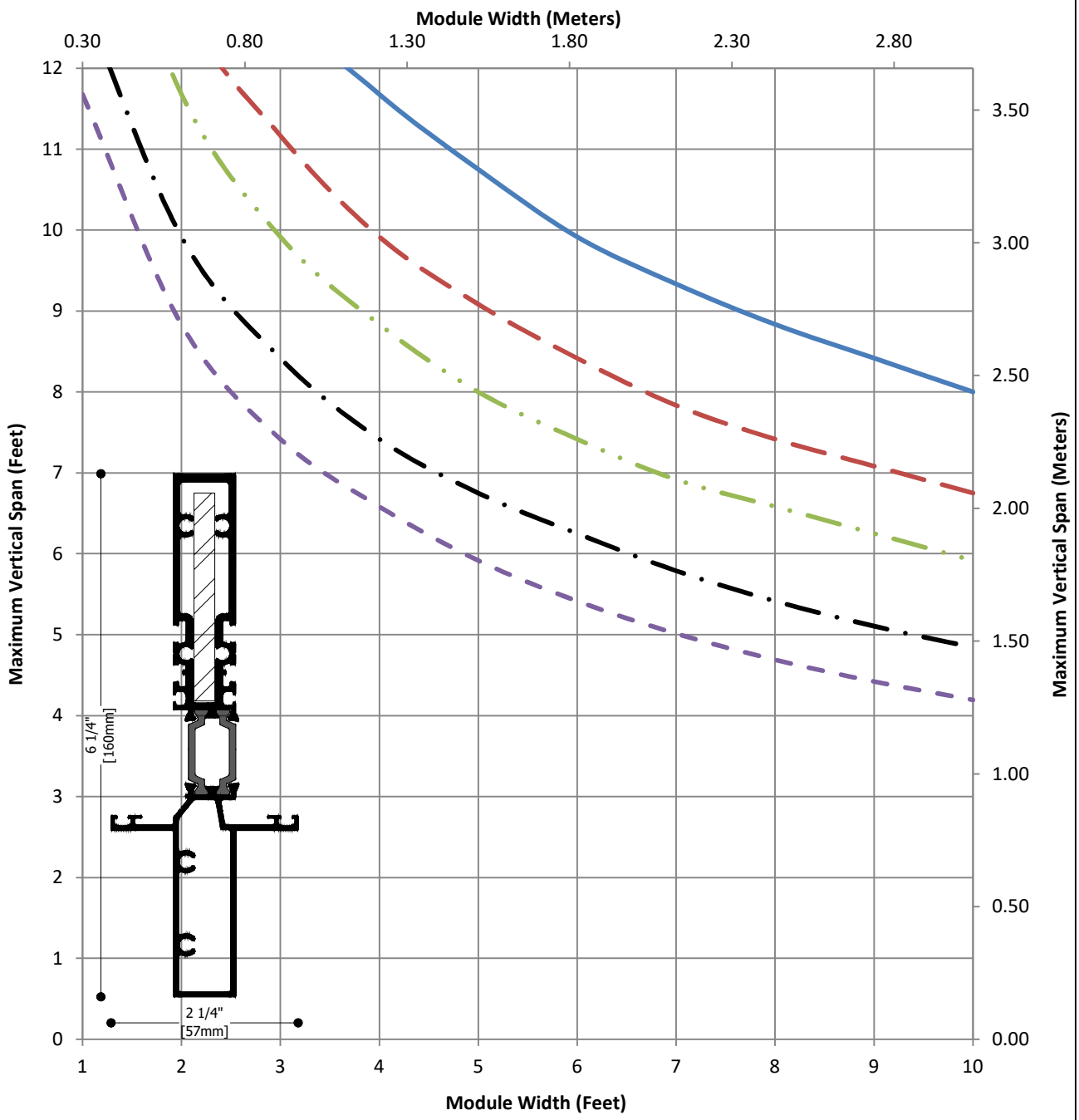

Extrusion: **A297244_A297245**

System: **RainBlade 2970 ShadowLine**

Typical Use: 6.25" Double Glazed Split Mullion

Alloy: 6063 T6

Section Properties									
I_x	I_y	S_x	S_y	R_x	R_y	β	J	Cw	Zx
4.5928	0.06392	1.42459	0.06432	1.68768	0.1991	1.667	0.0035	0.2291	2.587

The following chart is for estimating purposes only. Site specific conditions and frame configurations can have a significant affect on the structural capacity of the framing system. Consult a PE for approval. This frame assumes at least 6 antibuckling clips. Maximum vertical spacing between antibuckling clips is 2 feet (0.61 meters) maximum.

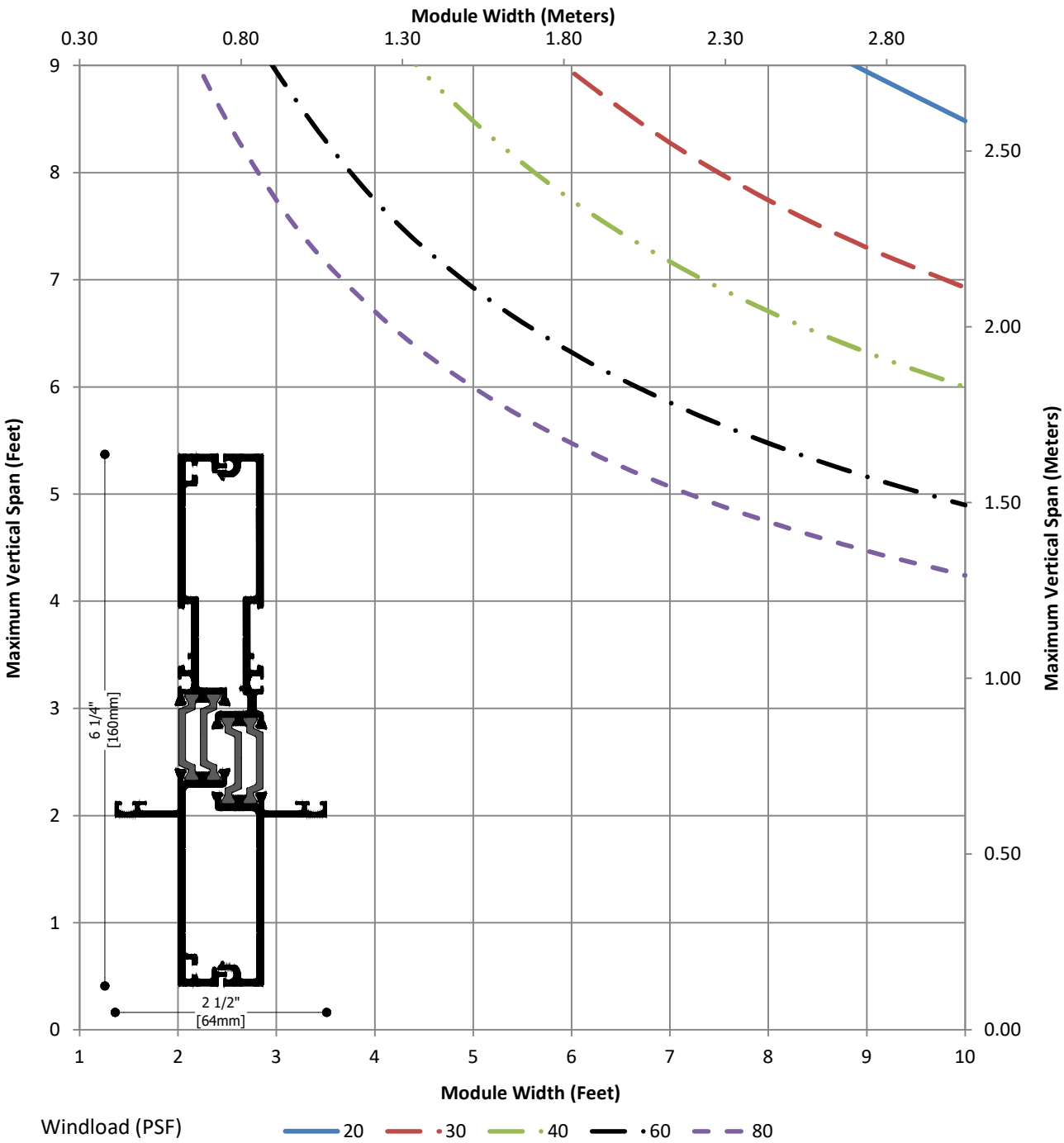

Extrusion:	**A297244_A297245 with 1/2" x 2" Bar**
System:	**RainBlade 2970 ShadowLine**
Typical Use:	6.25" Double Glazed w/Reinforced Split Mullion
Alloy:	6063 T6

apogee ARCHITECTURAL METALS

Section Properties									
I_x	I_y	S_x	S_y	R_x	R_y	β	J	Cw	Zx
5.55937	0.12424	1.7244	0.12502	1.68768	0.1991	1.667	0.0035	0.2291	2.587

The following chart is for estimating purposes only. Site specific conditions and frame configurations can have a significant affect on the structural capacity of the framing system. Consult a PE for approval. This frame assumes at least 6 antibuckling clips. Maximum vertical spacing between antibuckling clips is 2 feet (0.61 meters) maximum.

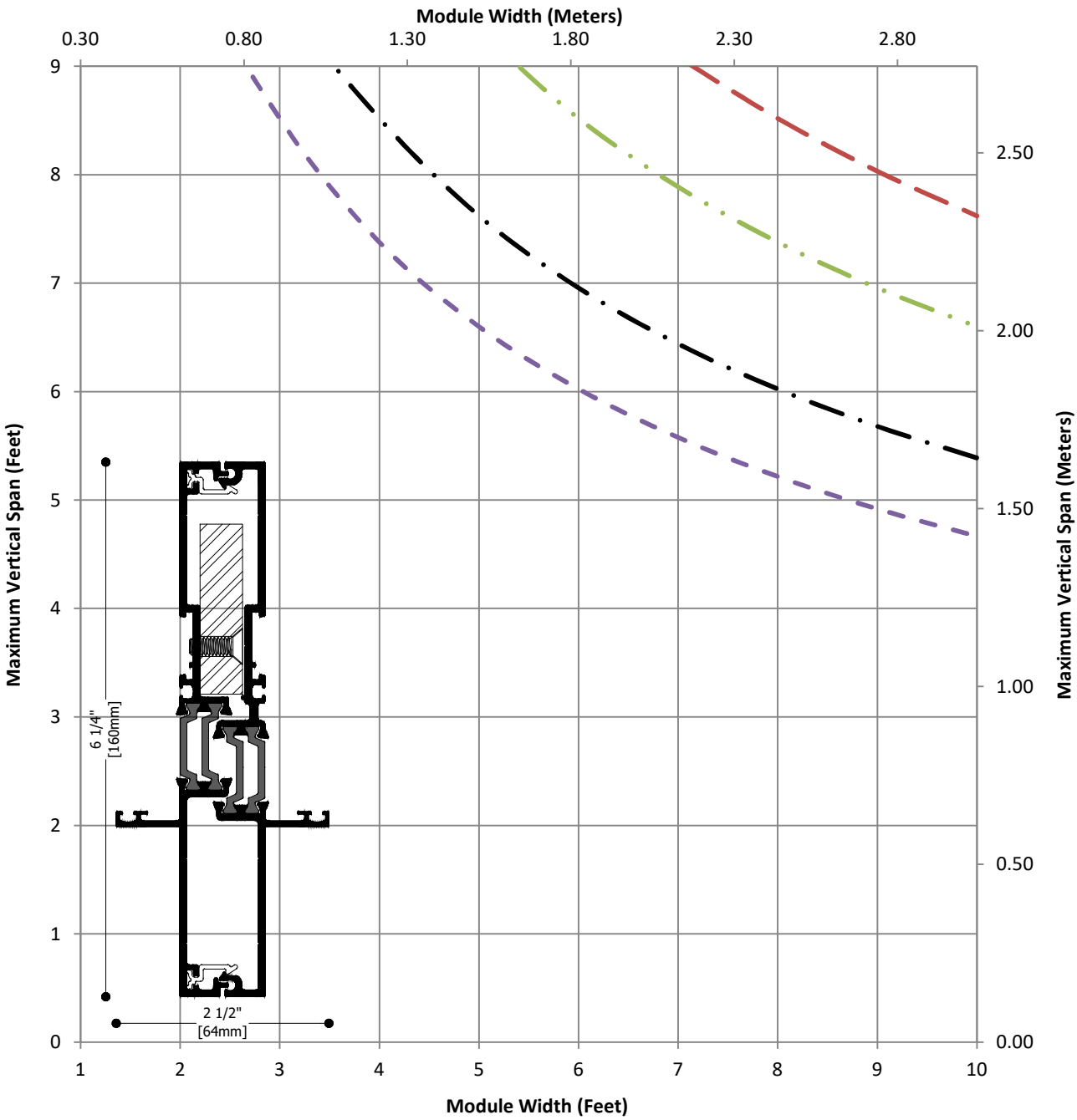

Windload (PSF) — 20 — 30 — 40 — 60 — 80

Extrusion:	**A297262**
System:	**RainBlade 2970 ShadowLine**
Typical Use:	7" Double Glazed Mullion
Alloy:	6063 T6

apogee ARCHITECTURAL METALS

Section Properties									
I_x	I_y	S_x	S_y	R_x	R_y	β	J	Cw	Zx
4.9736	0.15552	1.4552	0.13816	2.062	0.3646	1.145	0.2722	0.7885	2.574

The following chart is for estimating purposes only. Site specific conditions and frame configurations can have a significant affect on the structural capacity of the framing system. Consult a PE for approval. This frame assumes at least 0 midspan horizontals or antibuckling clips. Maximum vertical spacing between horizontals is 12 feet maximum.

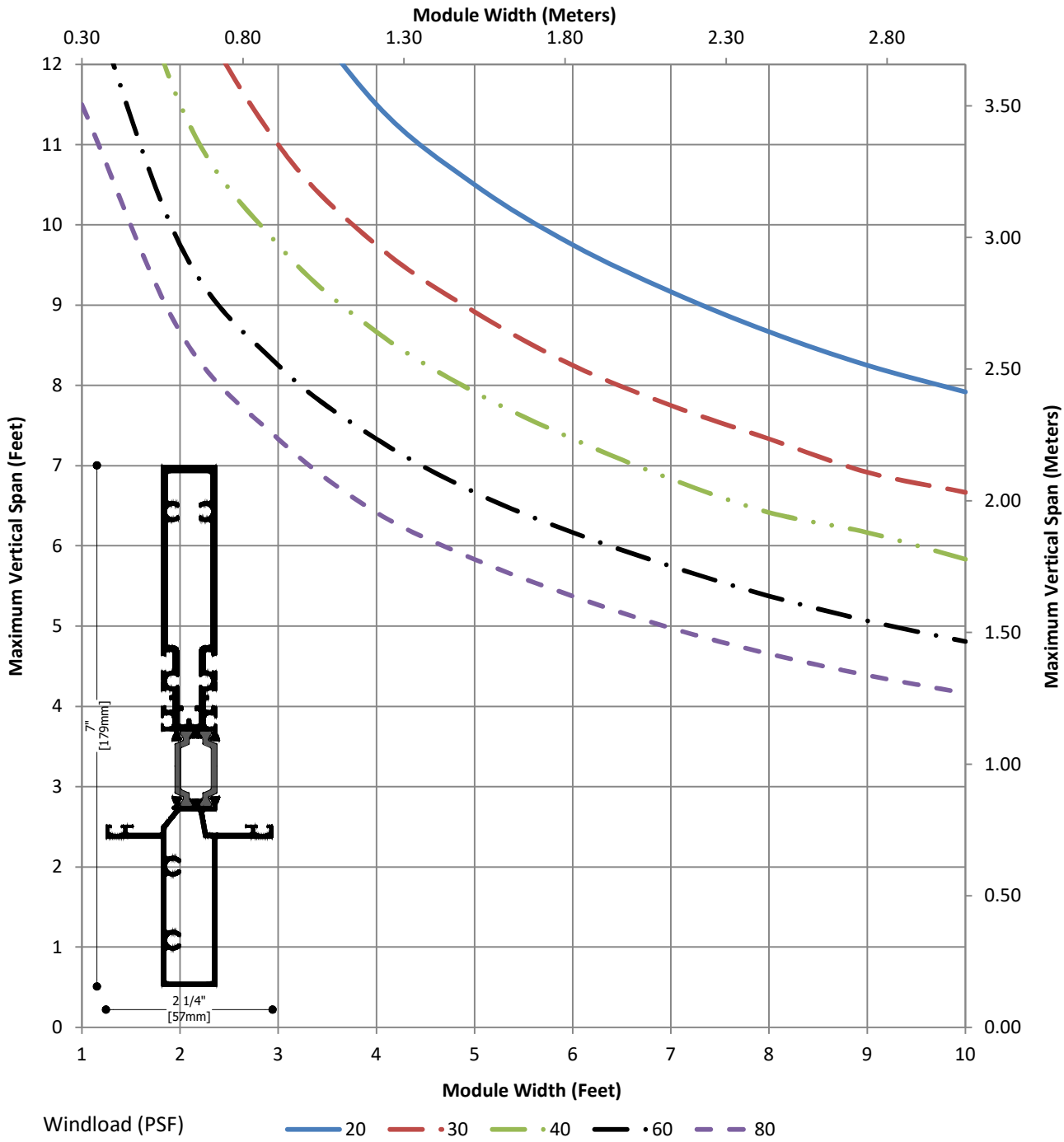

Extrusion:	**A297262_EA294001**
System:	**RainBlade 2970 ShadowLine**
Typical Use:	7" Double Glazed Mullion w/Reinforcement
Alloy:	6063 T6

apogee ARCHITECTURAL METALS

Section Properties									
I_x	I_y	S_x	S_y	R_x	R_y	β	J	Cw	Zx
5.2049	0.15892	1.52287	0.13816	1.67219	0.29219	1.145	0.2739	0.7898	2.8331

The following chart is for estimating purposes only. Site specific conditions and frame configurations can have a significant affect on the structural capacity of the framing system. Consult a PE for approval. This frame assumes at least 0 midspan horizontals or antibuckling clips. Maximum vertical spacing between horizontals is 12 feet maximum.

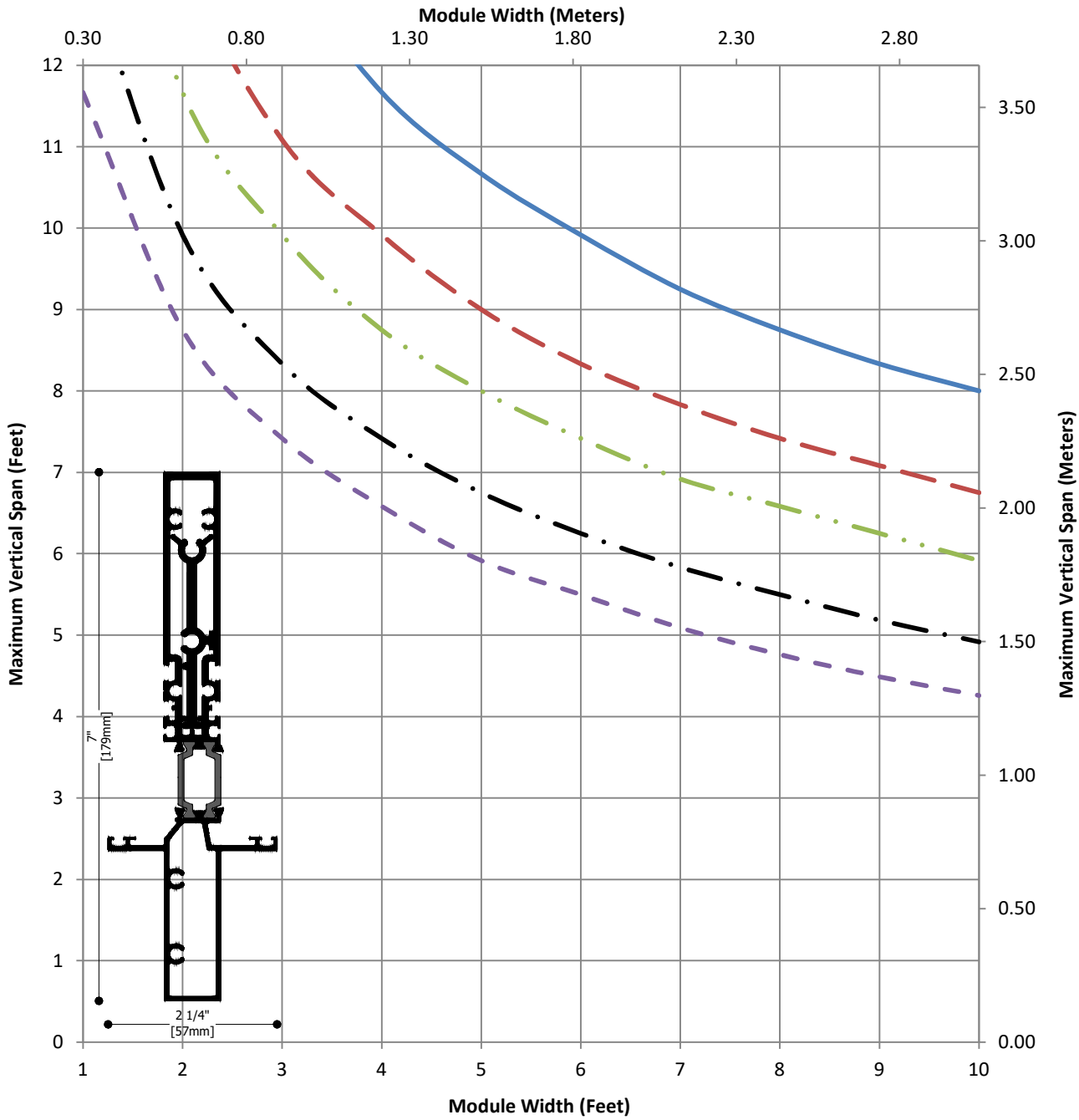

Windload (PSF)

Extrusion: **A297262 with 1/4" x 3" Bar**

System: **RainBlade 2970 ShadowLine**

Typical Use: 7" Double Glazed Mullion w/Steel Reinforcement

Alloy: 6063 T6

Section Properties									
I_x	I_y	S_x	S_y	R_x	R_y	β	J	Cw	Zx
6.60485	0.16683	1.93248	0.14821	2.062	0.3646	1.145	0.2722	0.7885	2.574

The following chart is for estimating purposes only. Site specific conditions and frame configurations can have a significant affect on the structural capacity of the framing system. Consult a PE for approval. This frame assumes at least 0 midspan horizontals or antibuckling clips. Maximum vertical spacing between horizontals is 12 feet maximum.

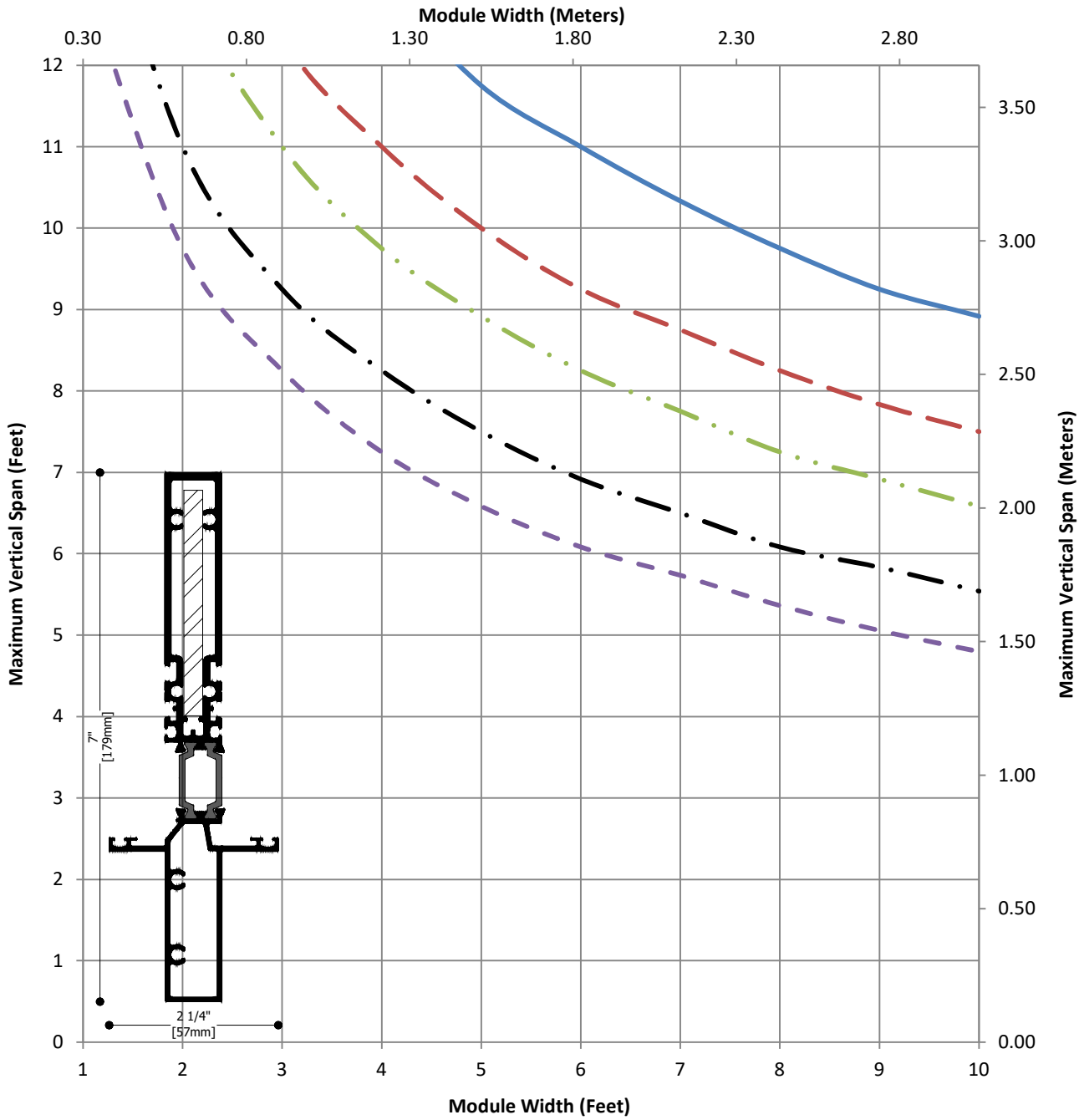

Extrusion: **A297264_A297265**

System: **RainBlade 2970 ShadowLine**

Typical Use: 7" Double Glazed Split Mullion

Alloy: 6063 T6

Section Properties									
I_x	I_y	S_x	S_y	R_x	R_y	β	J	Cw	Zx
6.276	0.06448	1.7191	0.06416	1.89586	0.19217	2.209	0.0037	0.3043	3.13

The following chart is for estimating purposes only. Site specific conditions and frame configurations can have a significant affect on the structural capacity of the framing system. Consult a PE for approval. This frame assumes at least 6 midspan horizontals or antibuckling clips. Maximum vertical spacing between horizontals is 2 feet maximum.

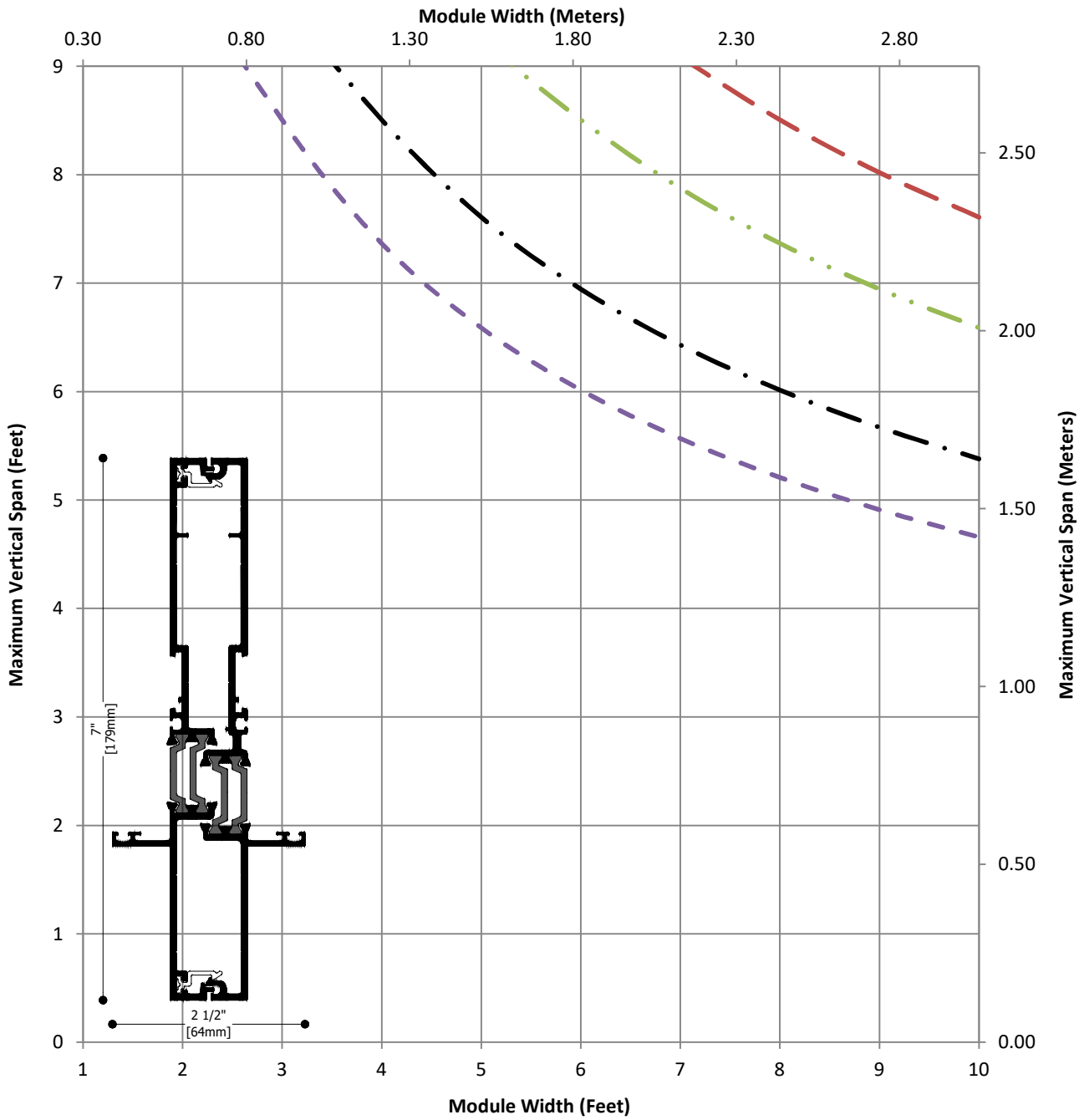

Windload (PSF) — 20 — 30 — 40 — 60 — 80

Extrusion: **A297264_A297265 with 1/2" x 3" Bar**

System: **RainBlade 2970 ShadowLine**

Typical Use: 7" Double Glazed w/Reinforced Split Mullion

Alloy: 6063 T6

Section Properties									
I_x	I_y	S_x	S_y	R_x	R_y	β	J	Cw	Zx
9.5385	0.15511	2.61275	0.15434	1.89586	0.19217	2.209	0.0037	0.3043	3.13

The following chart is for estimating purposes only. Site specific conditions and frame configurations can have a significant affect on the structural capacity of the framing system. Consult a PE for approval. This frame assumes at least 6 antibuckling clips. Maximum vertical spacing between antibuckling clips is 2 feet (0.61 meters) maximum.

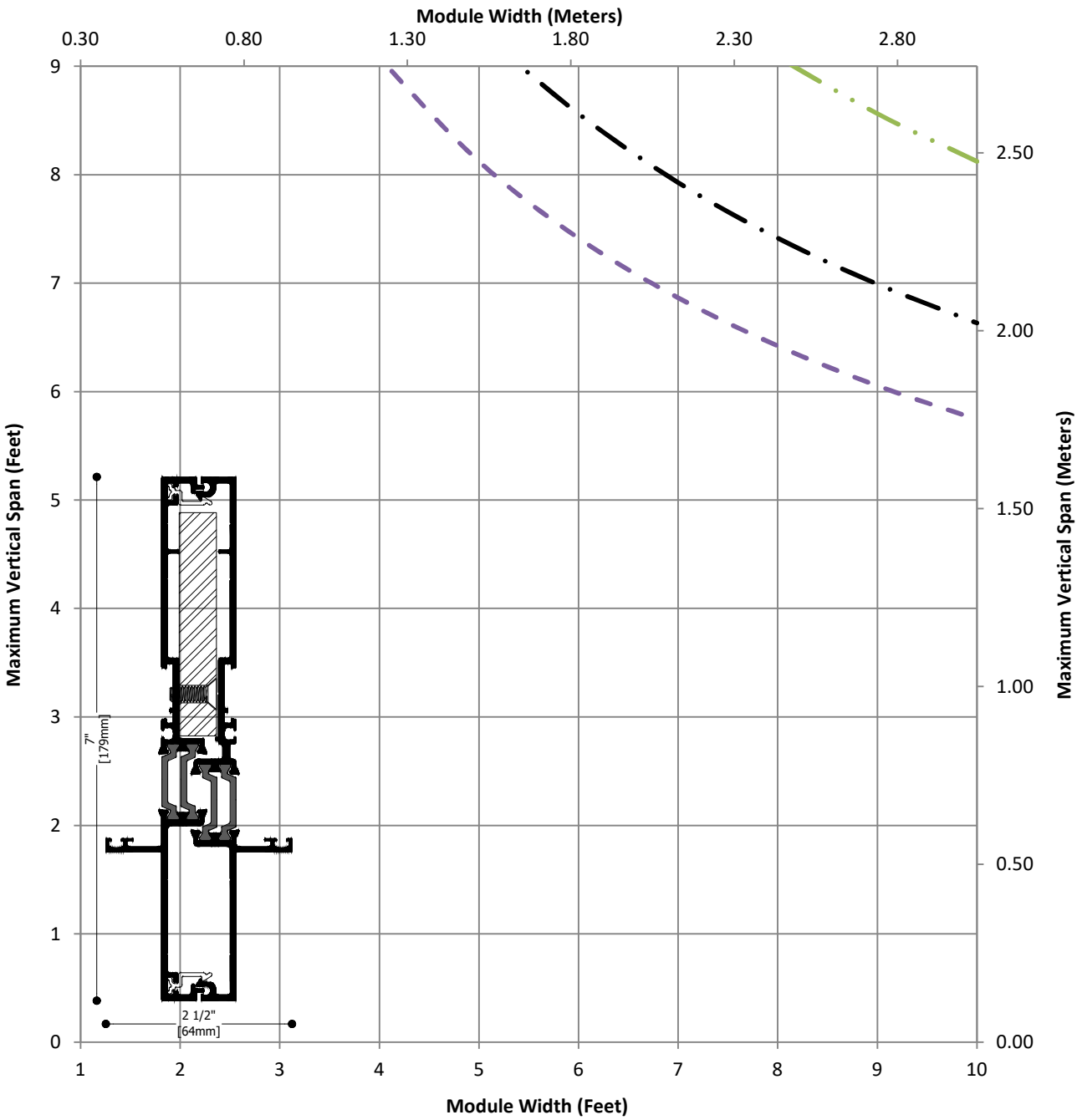

Windload (PSF) — 20 — 30 — 40 — 60 — 80

Extrusion:	**A297302**
System:	**RainBlade 2970 ShadowLine**
Typical Use:	6" Triple Glazed Mullion
Alloy:	6063 T6

apogee ARCHITECTURAL METALS

Section Properties									
I_x	I_y	S_x	S_y	R_x	R_y	β	J	Cw	Zx
3.4792	0.13208	1.1952	0.11792	1.898	0.3699	1.568	0.1672	0.6422	1.991

The following chart is for estimating purposes only. Site specific conditions and frame configurations can have a significant affect on the structural capacity of the framing system. Consult a PE for approval. This frame assumes at least 0 midspan horizontals or antibuckling clips. Maximum vertical spacing between horizontals is 12 feet maximum.

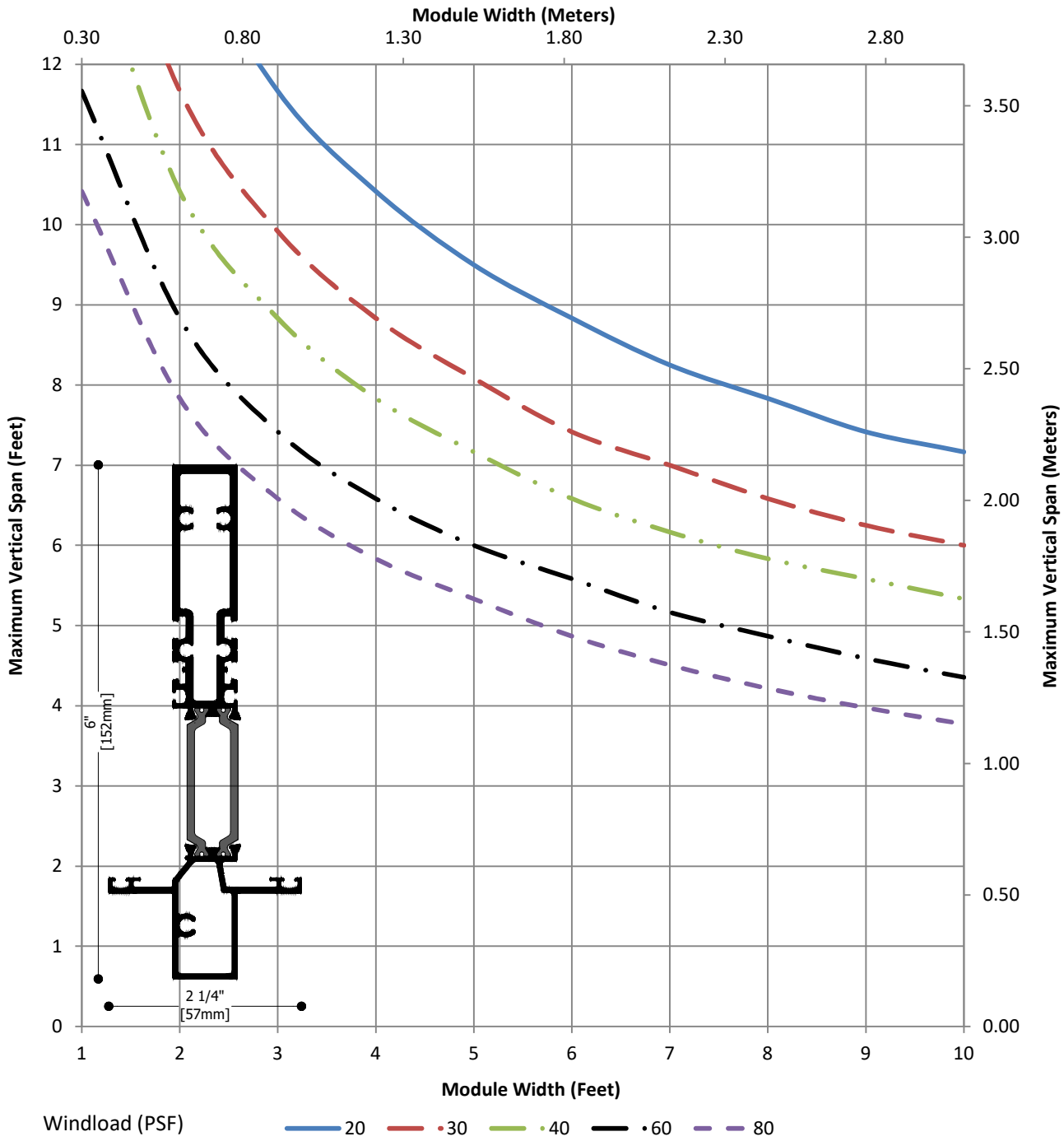

Extrusion: **A297302_EA294001**

System: **RainBlade 2970 ShadowLine**

Typical Use: 6" Triple Glazed Mullion w/Reinforcement

Alloy: 6063 T6

Section Properties									
I_x	I_y	S_x	S_y	R_x	R_y	β	J	Cw	Zx
3.7105	0.13548	1.27466	0.11792	1.51981	0.29041	1.568	0.1689	0.6435	2.2501

The following chart is for estimating purposes only. Site specific conditions and frame configurations can have a significant affect on the structural capacity of the framing system. Consult a PE for approval. This frame assumes at least 0 midspan horizontals or antibuckling clips. Maximum vertical spacing between horizontals is 12 feet maximum.

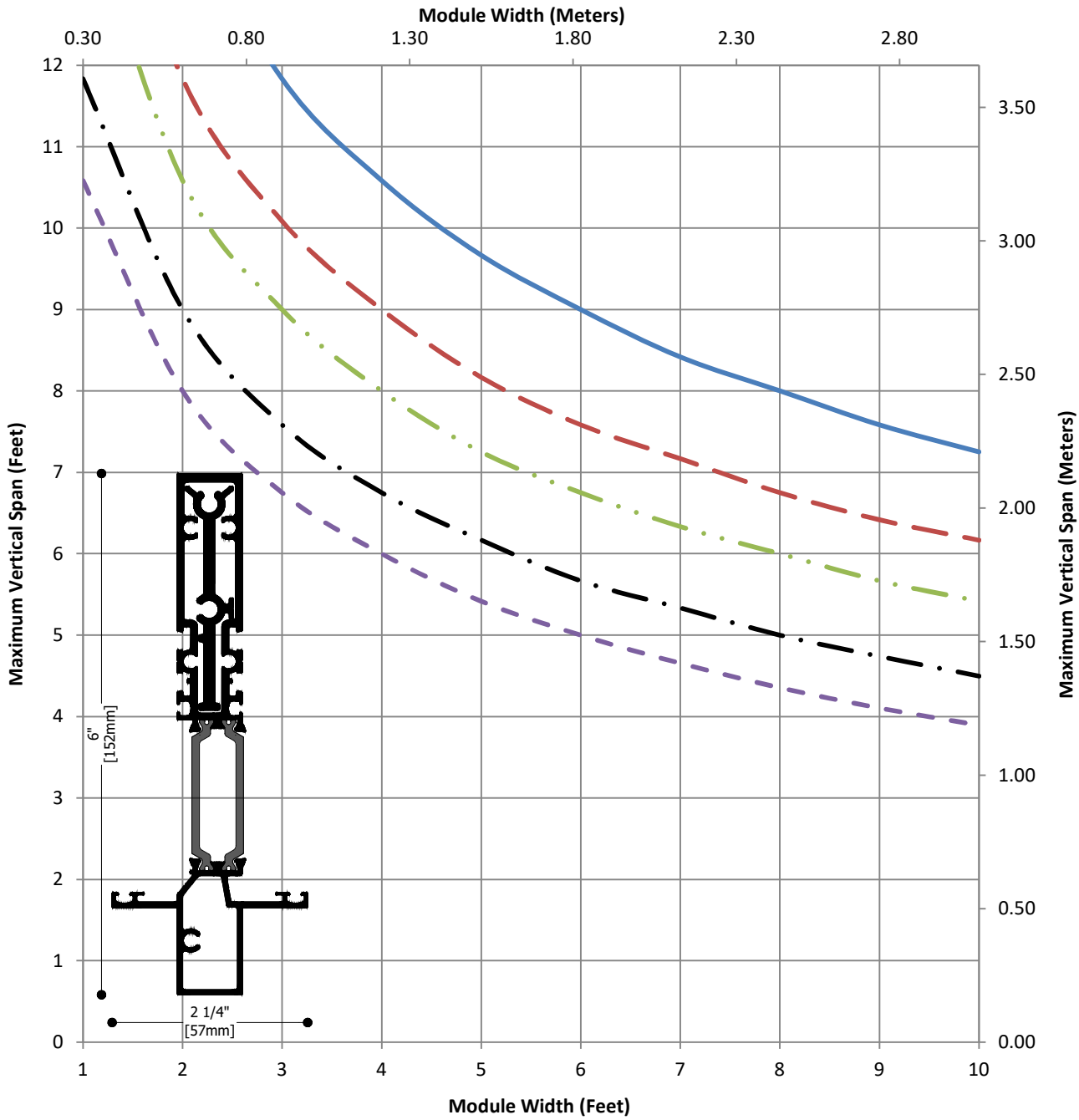

Windload (PSF) — 20 — 30 — 40 — 60 — 80

Extrusion: **A297302 with 1/4" x 2-1/2" Bar**

System: **RainBlade 2970 ShadowLine**

Typical Use: 6" Triple Glazed Mullion w/Steel Reinforcement

Alloy: 6063 T6

Section Properties									
I_x	I_y	S_x	S_y	R_x	R_y	β	J	Cw	Zx
4.42315	0.14165	1.51947	0.12646	1.898	0.3699	1.568	0.1672	0.6422	1.991

The following chart is for estimating purposes only. Site specific conditions and frame configurations can have a significant affect on the structural capacity of the framing system. Consult a PE for approval. This frame assumes at least 0 midspan horizontals or antibuckling clips. Maximum vertical spacing between horizontals is 12 feet maximum.

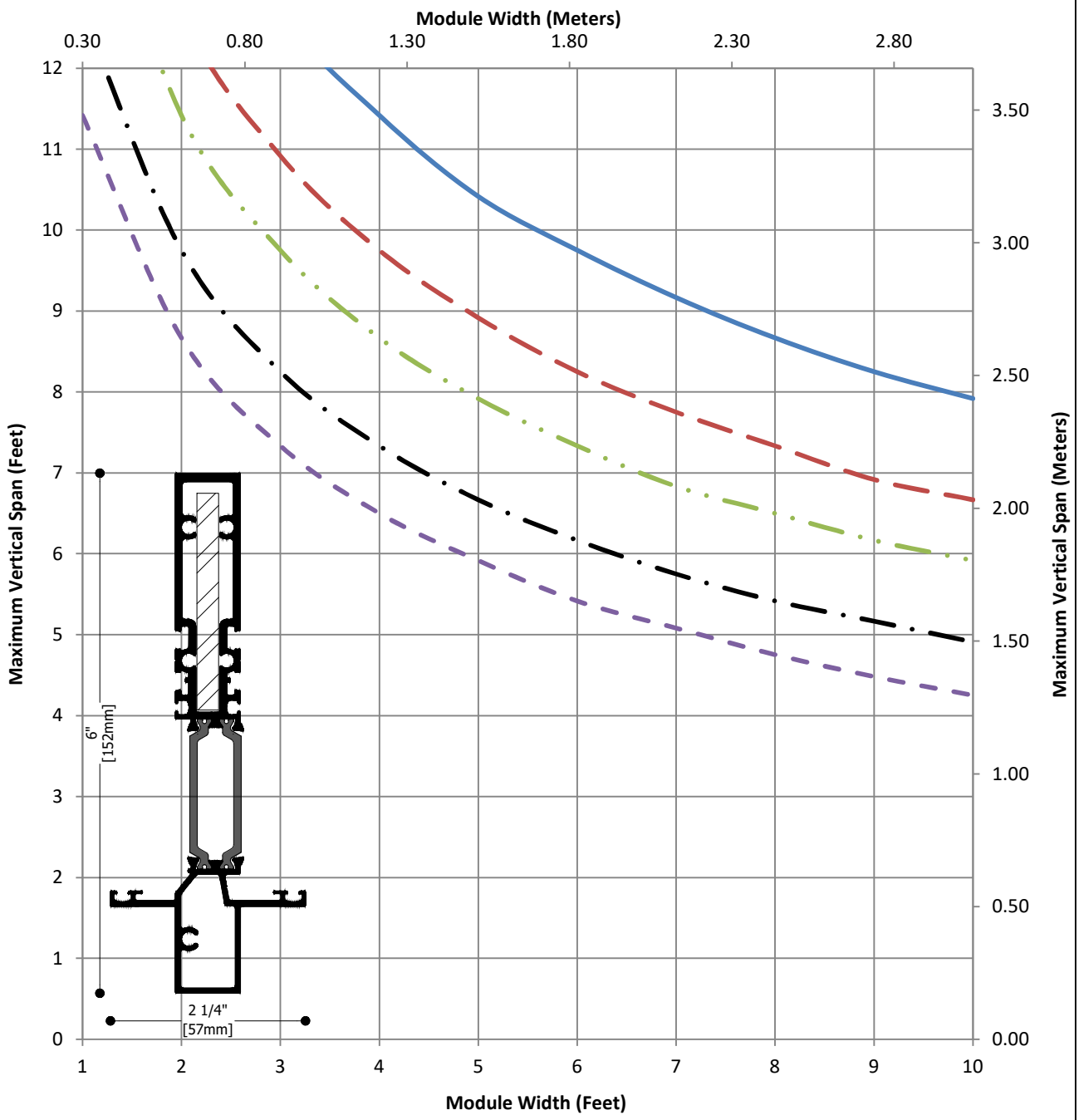

Extrusion: **A297304_A297305**

System: **RainBlade 2970 ShadowLine**

Typical Use: 6" Triple Glazed Split Mullion

Alloy: 6063 T6

Section Properties									
I_x	I_y	S_x	S_y	R_x	R_y	β	J	Cw	Zx
4.6464	0.07048	1.44997	0.06608	1.73508	0.21369	2.68	0.0031	0.3289	2.622

The following chart is for estimating purposes only. Site specific conditions and frame configurations can have a significant affect on the structural capacity of the framing system. Consult a PE for approval. This frame assumes at least 6 antibuckling clips. Maximum vertical spacing between antibuckling clips is 2 feet (0.61 meters) maximum.

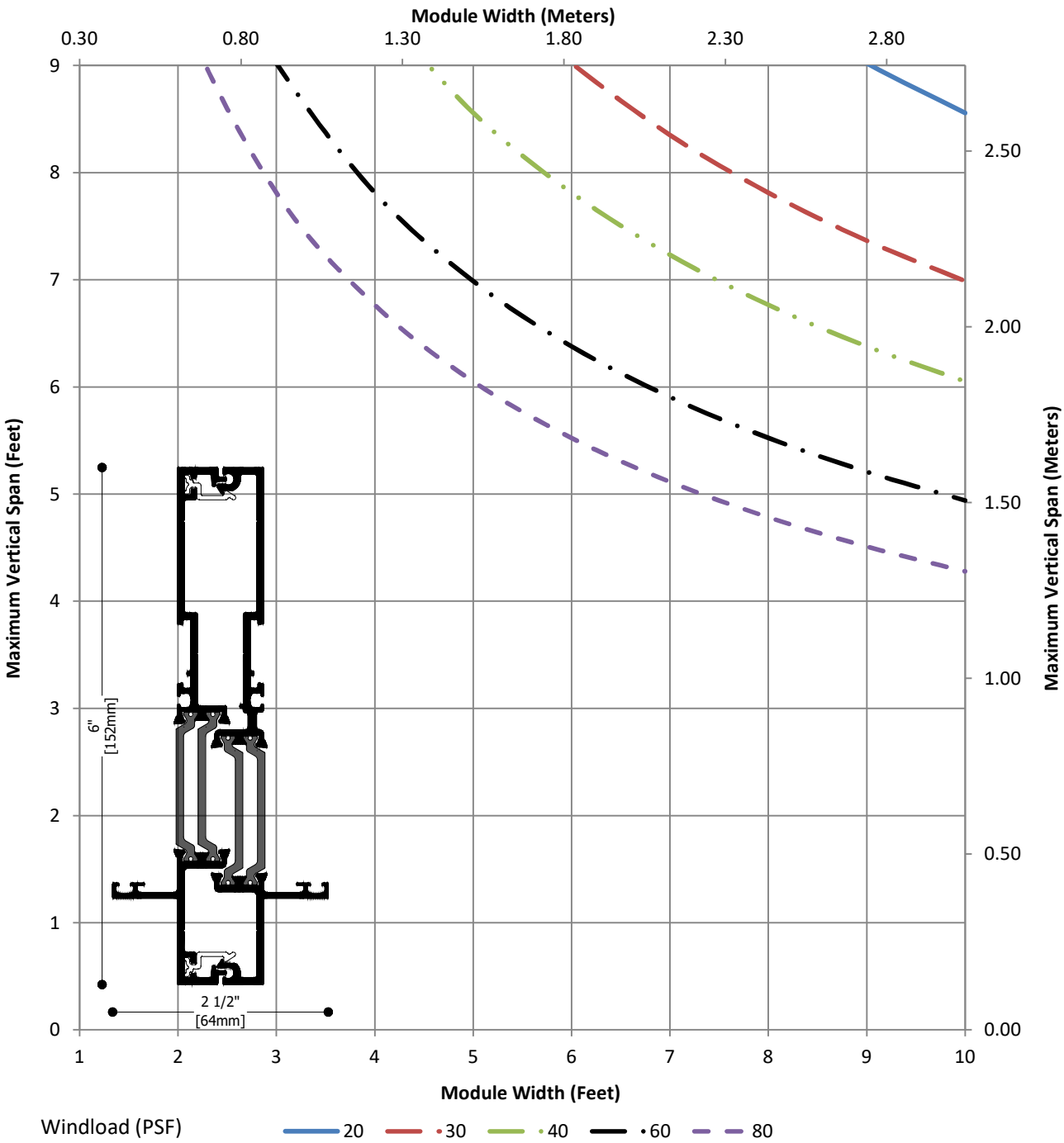

Extrusion:	**A297304_A297305 with 1/2" x 2" Bar**
System:	**RainBlade 2970 ShadowLine**
Typical Use:	6" Triple Glazed w/Reinforced Split Mullion
Alloy:	6063 T6

Section Properties									
I_x	I_y	S_x	S_y	R_x	R_y	β	J	Cw	Zx
5.61297	0.1308	1.7516	0.12263	1.73508	0.21369	2.68	0.0031	0.3289	2.622

The following chart is for estimating purposes only. Site specific conditions and frame configurations can have a significant affect on the structural capacity of the framing system. Consult a PE for approval. This frame assumes at least 6 antibuckling clips. Maximum vertical spacing between antibuckling clips is 2 feet (0.61 meters) maximum.

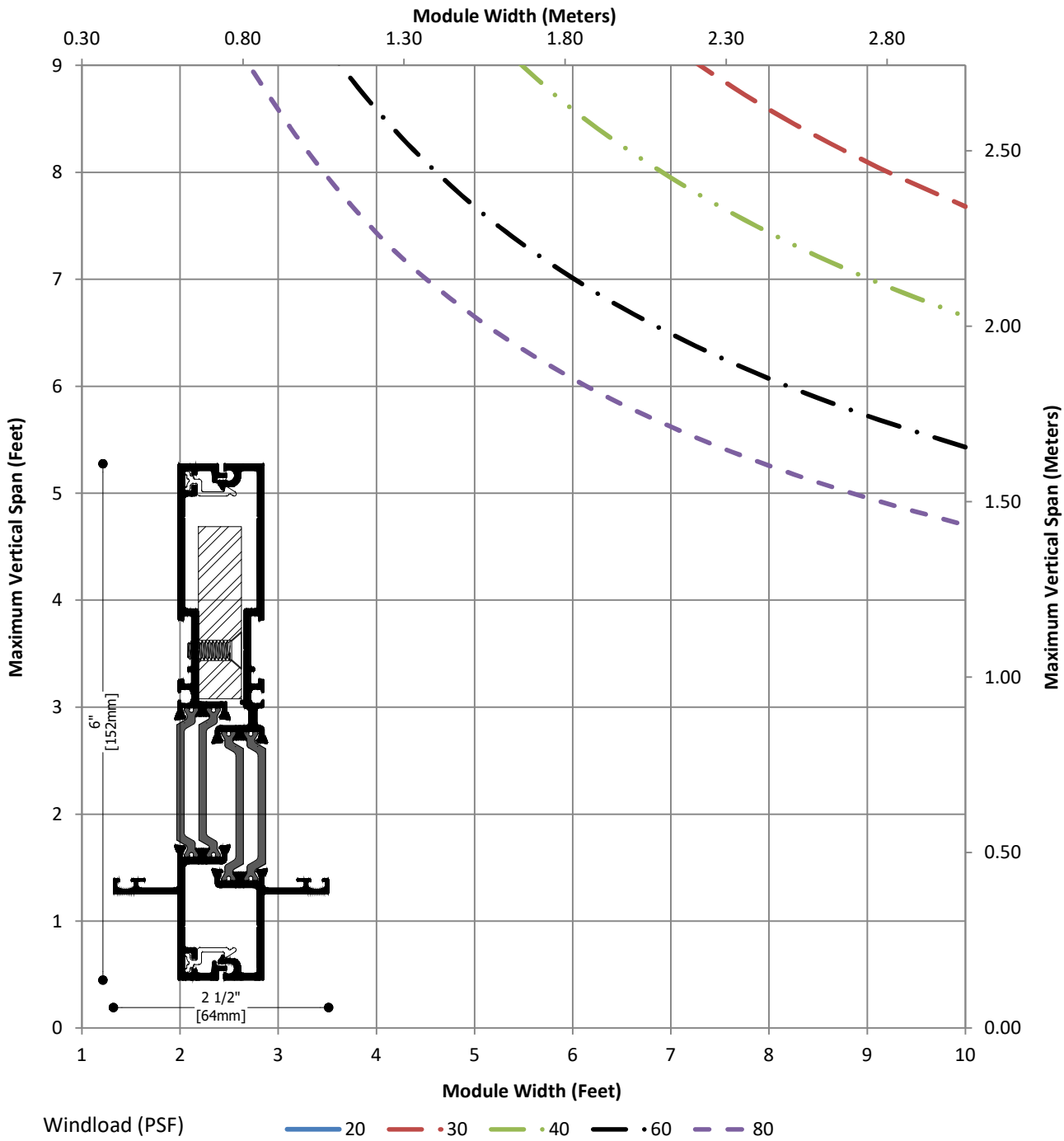

Extrusion: **A297322**

System: **RainBlade 2970 ShadowLine**

Typical Use: 6.75" Triple Glazed Mullion

Alloy: 6063 T6

Section Properties									
I_x	I_y	S_x	S_y	R_x	R_y	β	J	Cw	Zx
4.7392	0.14304	1.432	0.12776	2.103	0.3654	1.575	0.2177	0.919	2.413

The following chart is for estimating purposes only. Site specific conditions and frame configurations can have a significant affect on the structural capacity of the framing system. Consult a PE for approval. This frame assumes at least 0 midspan horizontals or antibuckling clips. Maximum vertical spacing between horizontals is 12 feet maximum.

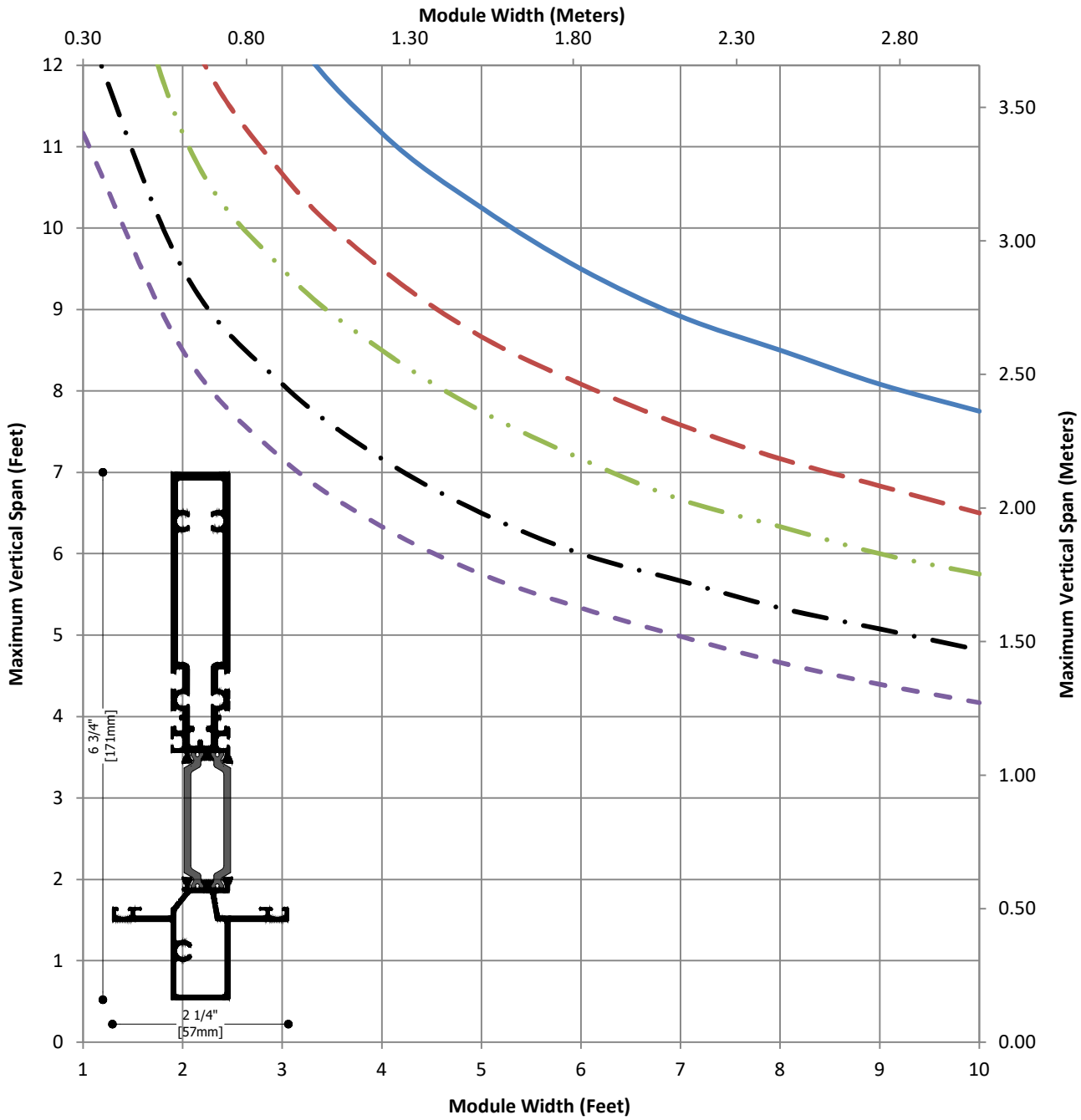

Extrusion: **A297322_EA294001**

System: **RainBlade 2970 ShadowLine**

Typical Use: 6.75" Triple Glazed Mullion w/Reinforcement

Alloy: 6063 T6

Section Properties									
I_x	I_y	S_x	S_y	R_x	R_y	β	J	Cw	Zx
4.9705	0.14644	1.50189	0.12776	1.69093	0.29024	1.575	0.2194	0.9203	2.6721

The following chart is for estimating purposes only. Site specific conditions and frame configurations can have a significant affect on the structural capacity of the framing system. Consult a PE for approval. This frame assumes at least 0 midspan horizontals or antibuckling clips. Maximum vertical spacing between horizontals is 12 feet maximum.

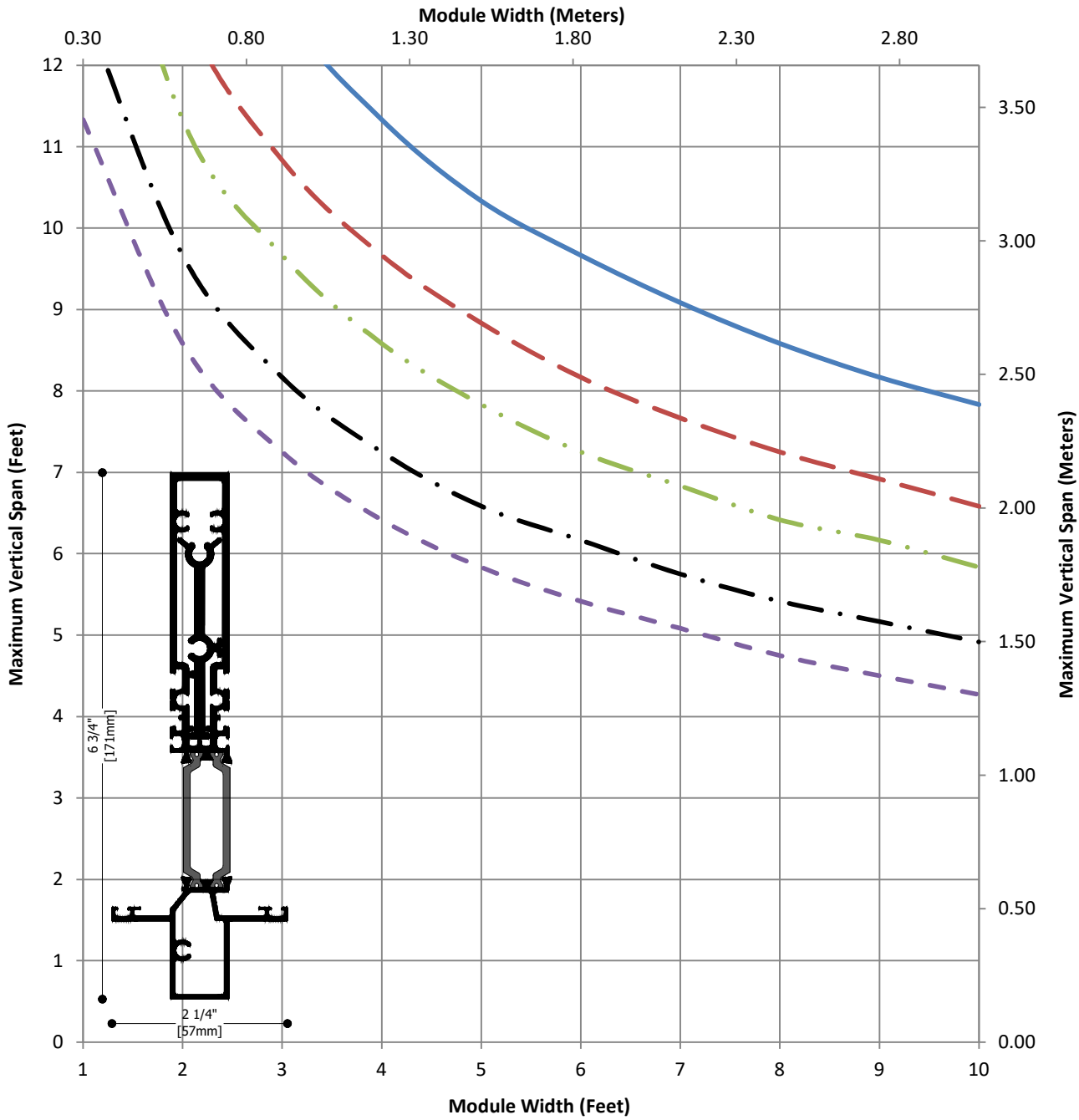

Windload (PSF) — 20 — 30 — 40 — 60 — 80

Extrusion: **A297322 with 1/4" x 3" Bar**

System: **RainBlade 2970 ShadowLine**

Typical Use: 6.75" Triple Glazed Mullion w/Steel Reinforcement

Alloy: 6063 T6

Section Properties									
I_x	I_y	S_x	S_y	R_x	R_y	β	J	Cw	Zx
6.37045	0.15435	1.9249	0.13786	2.103	0.3654	1.575	0.2177	0.919	2.413

The following chart is for estimating purposes only. Site specific conditions and frame configurations can have a significant affect on the structural capacity of the framing system. Consult a PE for approval. This frame assumes at least 0 midspan horizontals or antibuckling clips. Maximum vertical spacing between horizontals is 12 feet maximum.

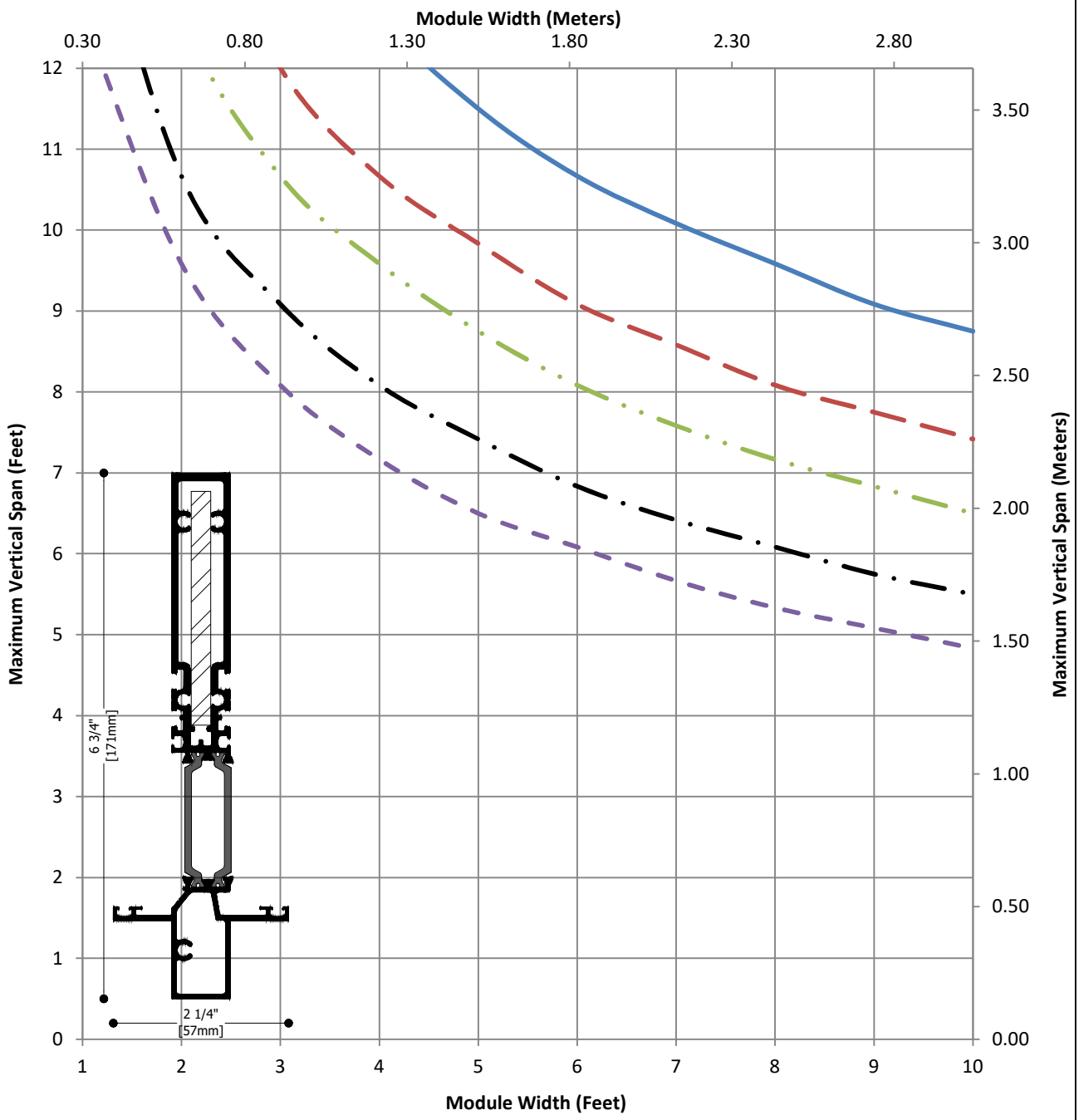

Windload (PSF) — 20 — 30 — 40 — 60 — 80

Extrusion:	**A297324_A297325**
System:	**RainBlade 2970 ShadowLine**
Typical Use:	6.75" Triple Glazed Split Mullion
Alloy:	6063 T6

apogee ARCHITECTURAL METALS

Section Properties									
I_x	I_y	S_x	S_y	R_x	R_y	β	J	Cw	Zx
6.0704	0.06464	1.69118	0.066	1.92975	0.19913	3.2	0.0035	0.3597	3.042

The following chart is for estimating purposes only. Site specific conditions and frame configurations can have a significant affect on the structural capacity of the framing system. Consult a PE for approval. This frame assumes at least 6 antibuckling clips. Maximum vertical spacing between antibuckling clips is 2 feet (0.61 meters) maximum.

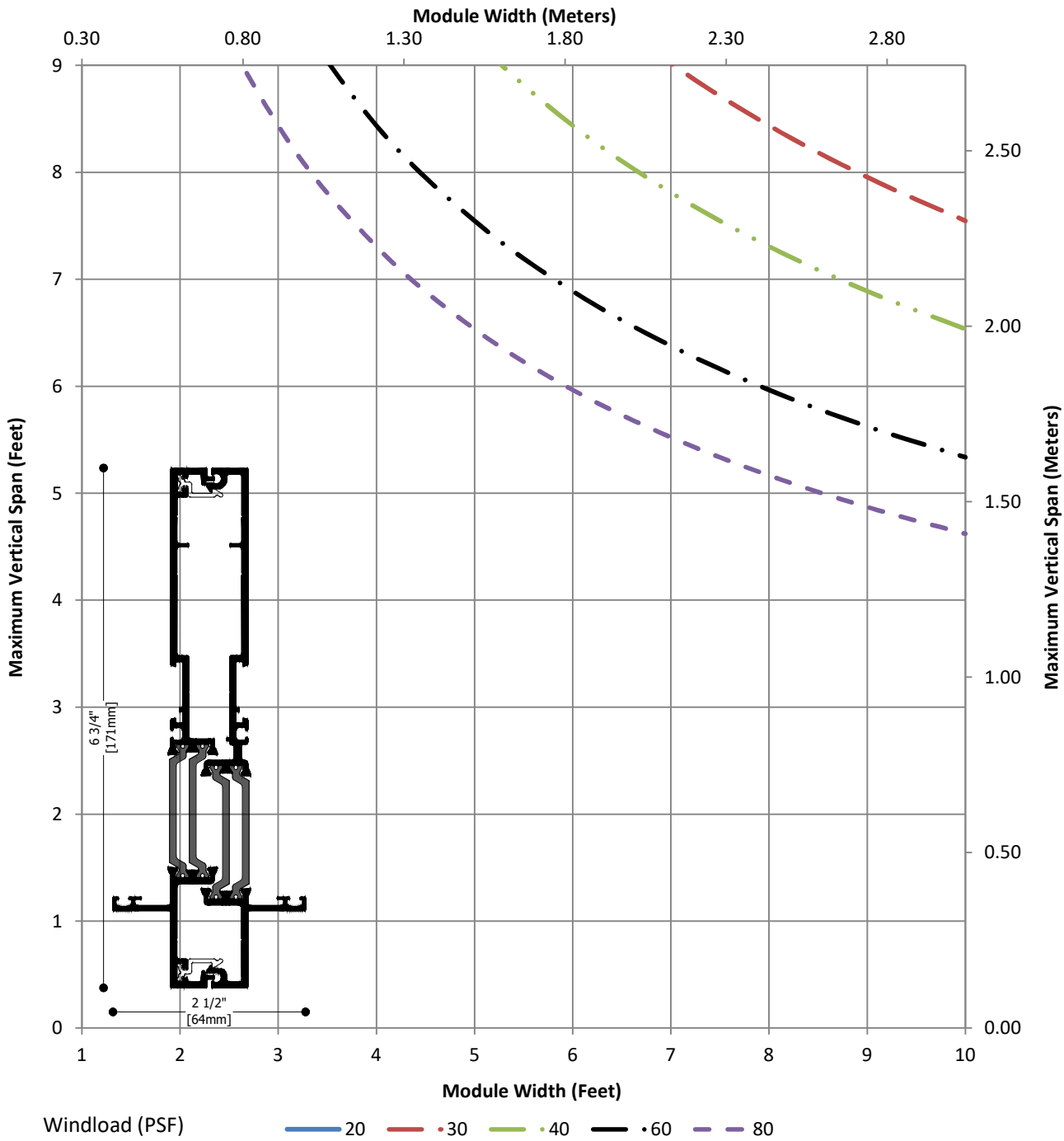

Extrusion: **A297324_A297325 with 1/2 x 3" Bar**

System: **RainBlade 2970 ShadowLine**

Typical Use: 6.75" Triple Glazed w/Reinforced Split Mullion

Alloy: 6063 T6

Section Properties									
I_x	I_y	S_x	S_y	R_x	R_y	β	J	Cw	Zx
9.3329	0.15527	2.60009	0.15853	1.92975	0.19913	3.2	0.0035	0.3597	3.042

The following chart is for estimating purposes only. Site specific conditions and frame configurations can have a significant affect on the structural capacity of the framing system. Consult a PE for approval. This frame assumes at least 6 antibuckling clips. Maximum vertical spacing between antibuckling clips is 2 feet (0.61 meters) maximum.

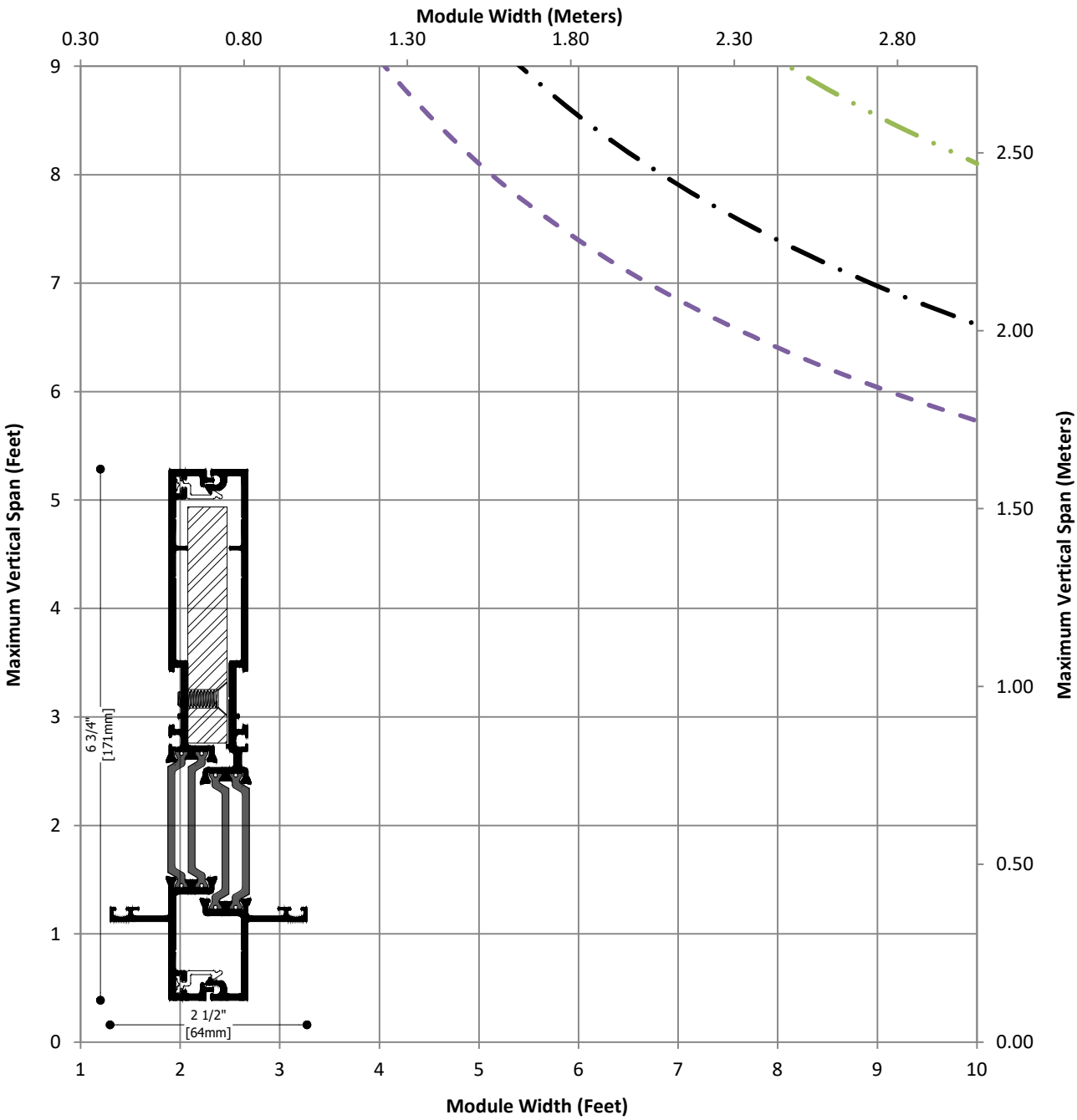

Windload (PSF) — 20 — 30 — 40 — 60 — 80

Extrusion: **A297342**

System: **RainBlade 2970 ShadowLine**

Typical Use: 7" Triple Glazed Mullion

Alloy: 6063 T6

Section Properties									
I_x	I_y	S_x	S_y	R_x	R_y	β	J	Cw	Zx
4.9952	0.14472	1.504	0.12872	2.149	0.3658	1.28	0.2217	0.7547	2.57

The following chart is for estimating purposes only. Site specific conditions and frame configurations can have a significant affect on the structural capacity of the framing system. Consult a PE for approval. This frame assumes at least 0 midspan horizontals or antibuckling clips. Maximum vertical spacing between horizontals is 12 feet maximum.

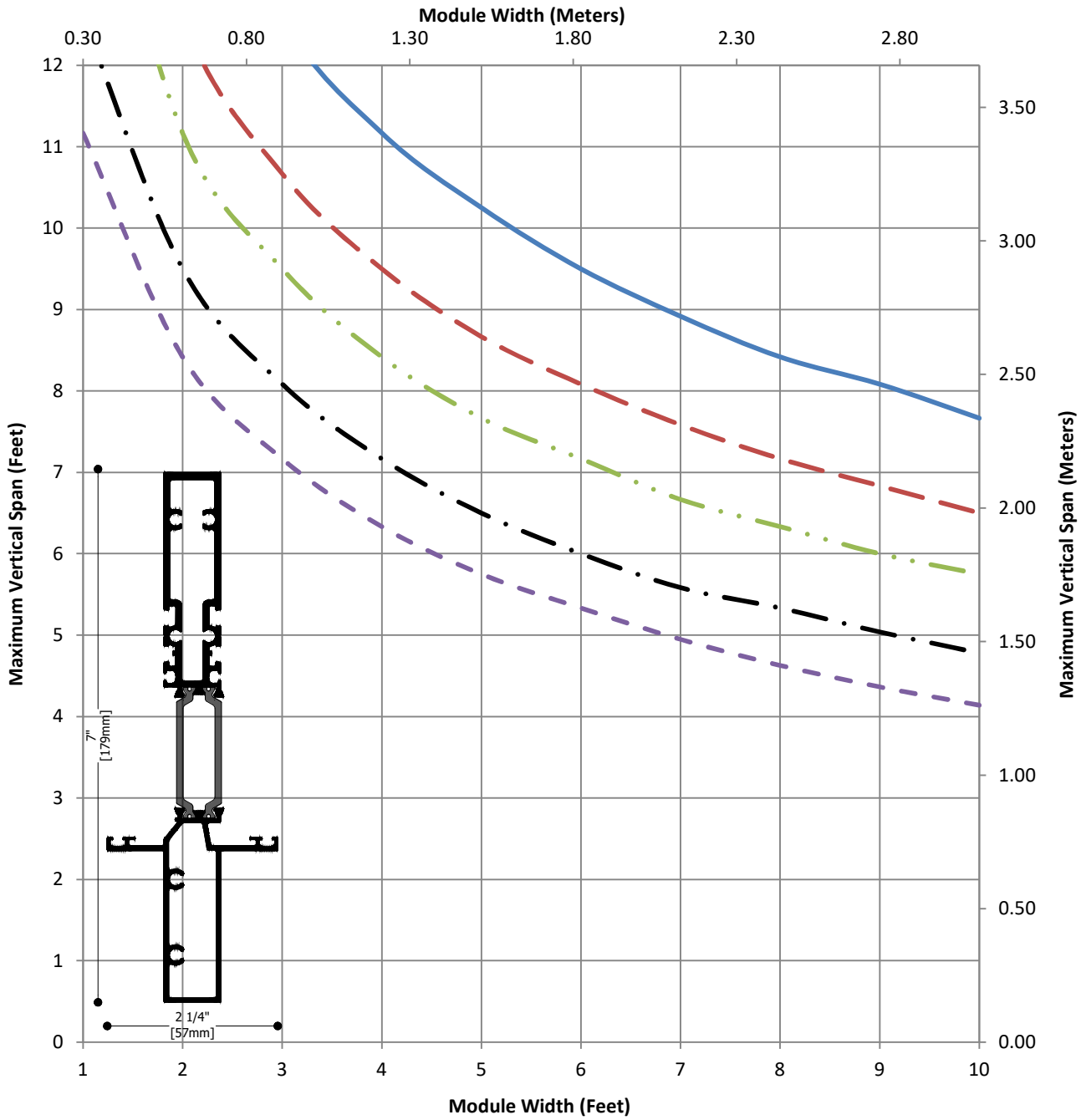

Extrusion: **A297342_EA294001**

System: **RainBlade 2970 ShadowLine**

Typical Use: 7" Triple Glazed Mullion w/Reinforcement

Alloy: 6063 T6

Section Properties									
I_x	I_y	S_x	S_y	R_x	R_y	β	J	Cw	Zx
5.2265	0.14812	1.57364	0.12872	1.72748	0.29081	1.28	0.2234	0.756	2.8291

The following chart is for estimating purposes only. Site specific conditions and frame configurations can have a significant affect on the structural capacity of the framing system. Consult a PE for approval. This frame assumes at least 0 midspan horizontals or antibuckling clips. Maximum vertical spacing between horizontals is 12 feet maximum.

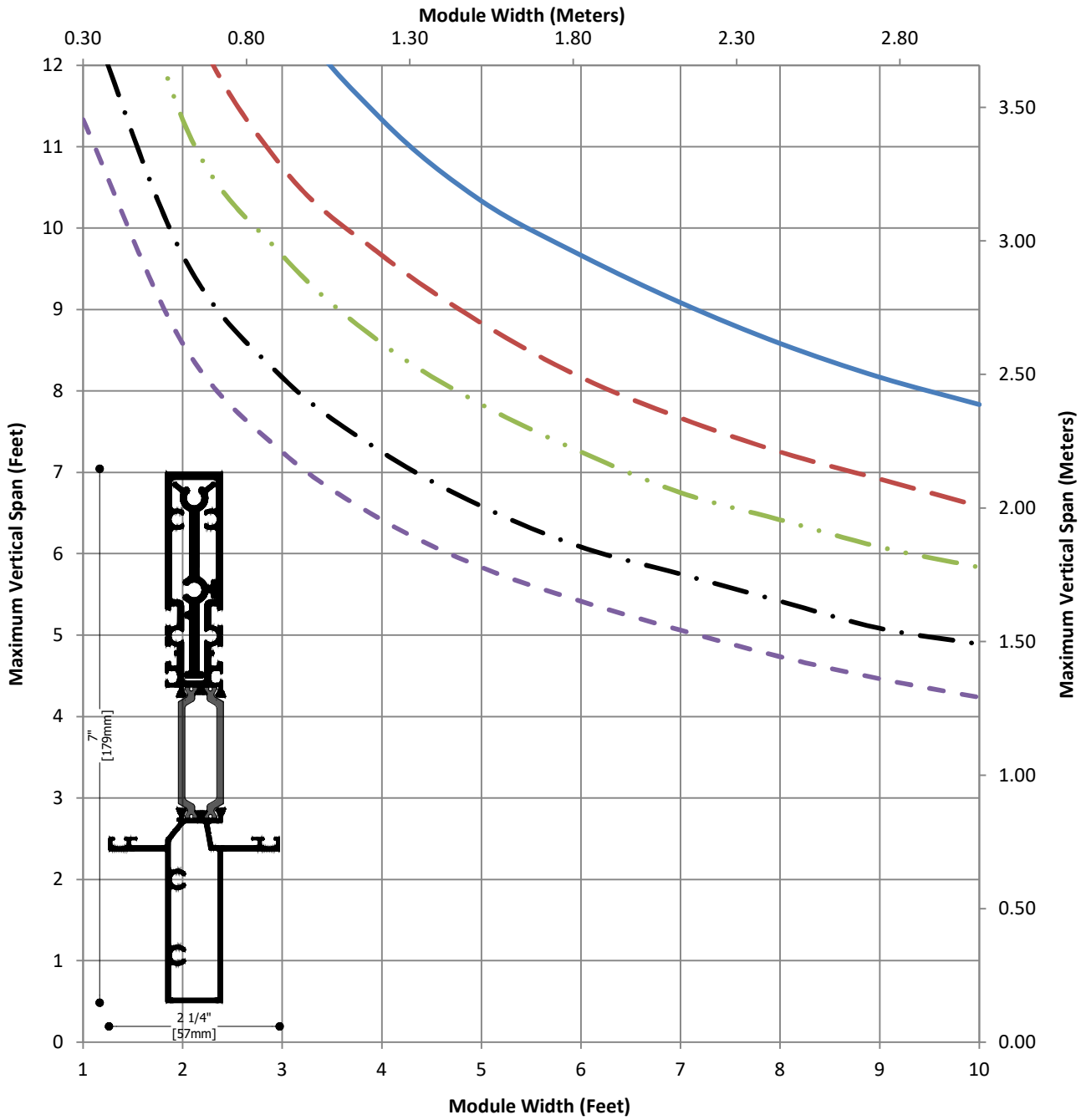

Windload (PSF) — 20 — 30 — 40 — 60 — 80

Extrusion: **A297342 with 1/4" x 2-1/2" Bar**

System: **RainBlade 2970 ShadowLine**

Typical Use: 5.25" Triple Glazed Mullion w/Steel Reinforcement

Alloy: 6063 T6

Section Properties									
I_x	I_y	S_x	S_y	R_x	R_y	β	J	Cw	Zx
5.93915	0.15429	1.78821	0.13723	2.149	0.3658	1.28	0.2217	0.7547	2.57

The following chart is for estimating purposes only. Site specific conditions and frame configurations can have a significant affect on the structural capacity of the framing system. Consult a PE for approval. This frame assumes at least 0 midspan horizontals or antibuckling clips. Maximum vertical spacing between horizontals is 12 feet maximum.

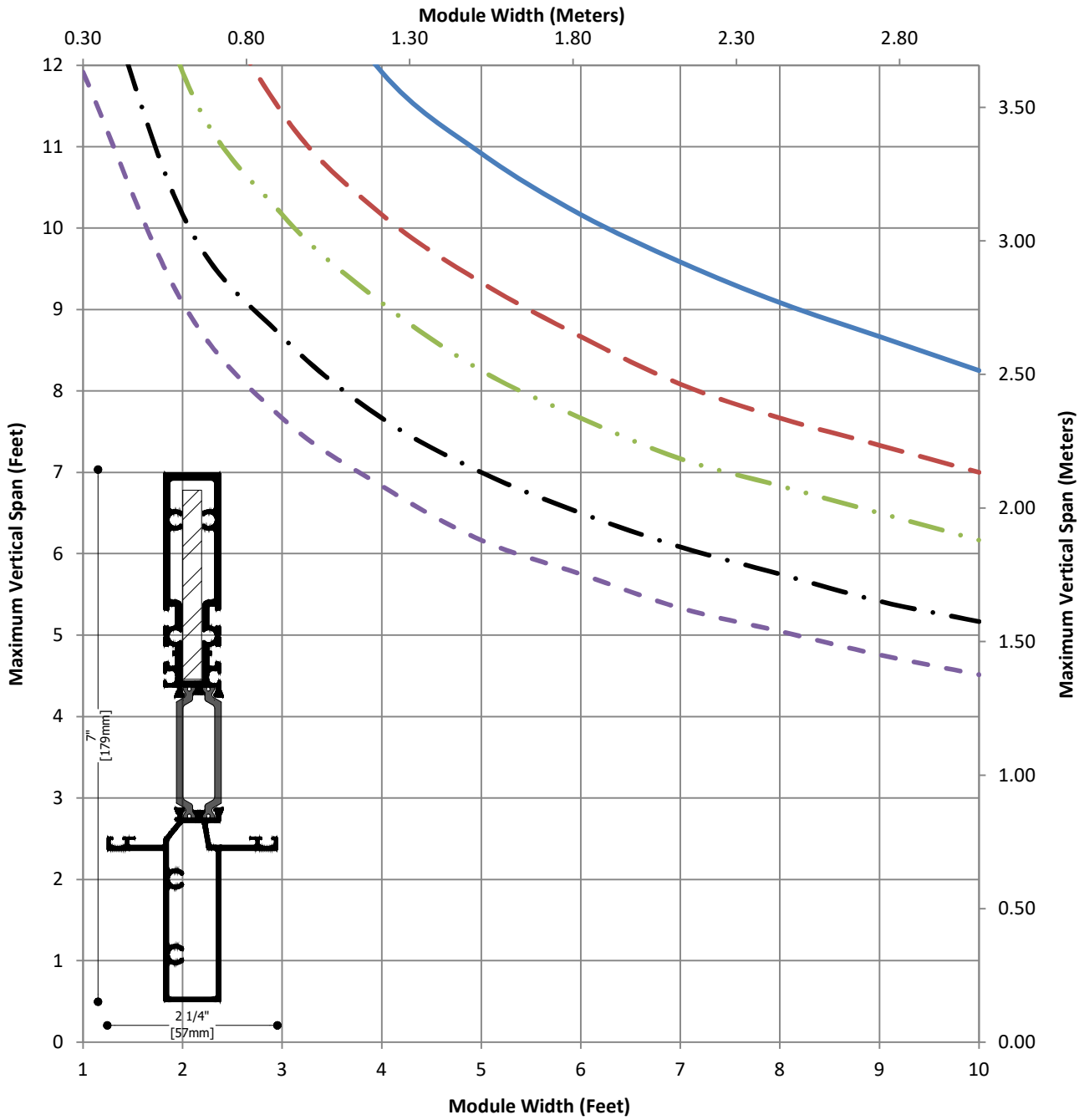

Windload (PSF) — 20 — 30 — 40 — 60 — 80

Extrusion:	**A297344_A297345**
System:	**RainBlade 2970 ShadowLine**
Typical Use:	7" Triple Glazed Split Mullion
Alloy:	6063 T6

Section Properties									
I_x	I_y	S_x	S_y	R_x	R_y	β	J	Cw	Zx
6.224	0.06496	1.73948	0.06592	1.93856	0.19805	2.109	0.0035	0.3196	3.159

The following chart is for estimating purposes only. Site specific conditions and frame configurations can have a significant affect on the structural capacity of the framing system. Consult a PE for approval. This frame assumes at least 6 antibuckling clips. Maximum vertical spacing between antibuckling clips is 2 feet (0.61 meters) maximum.

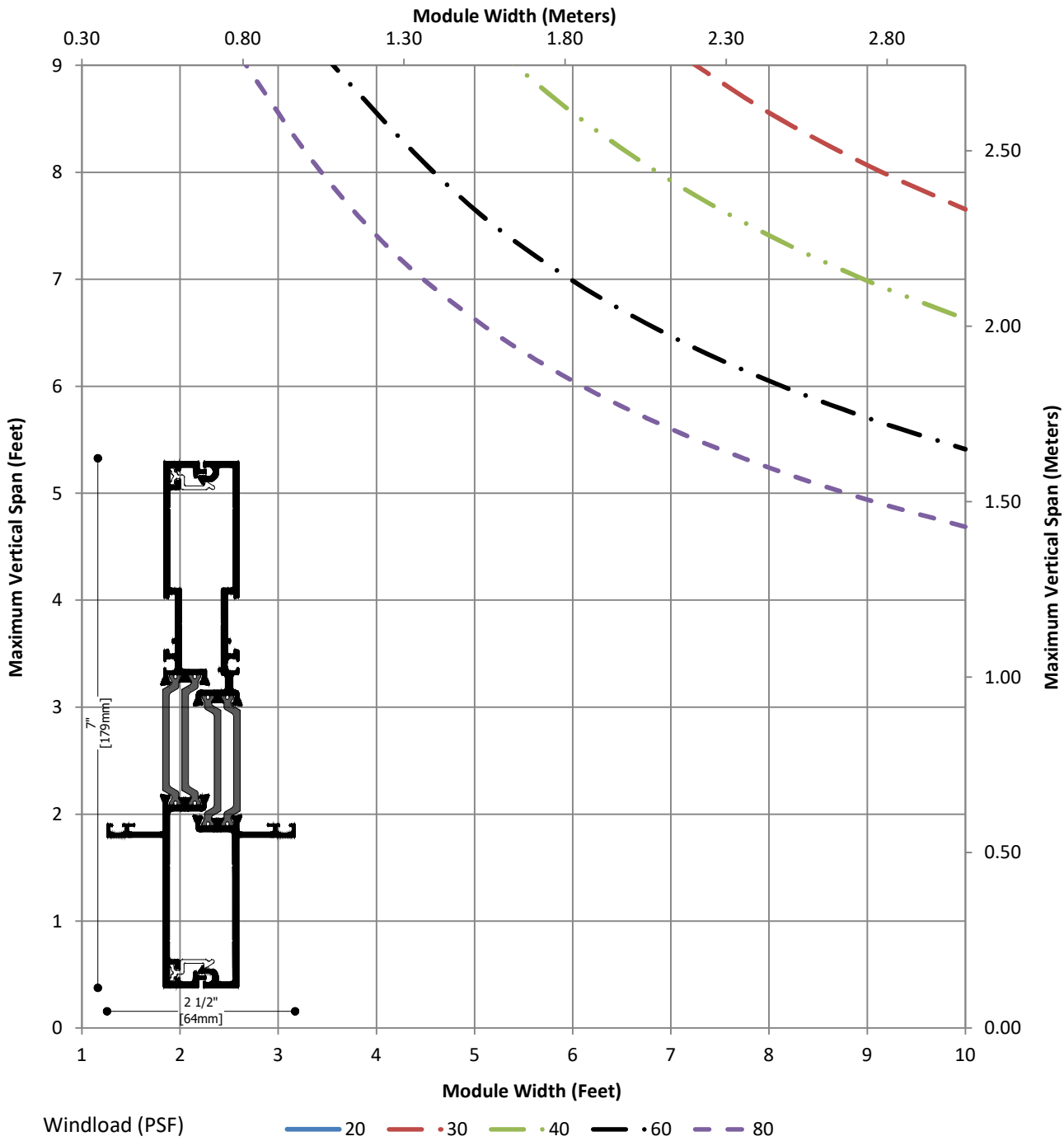

Extrusion: **A297344_A297345 with 1/2" x 2" Bar**

System: **RainBlade 2970 ShadowLine**

Typical Use: 7" Triple Glazed w/Reinforced Split Mullion

Alloy: 6063 T6

Section Properties									
I_x	I_y	S_x	S_y	R_x	R_y	β	J	Cw	Zx
7.19057	0.12528	2.00962	0.12713	1.93856	0.19805	2.109	0.0035	0.3196	3.159

The following chart is for estimating purposes only. Site specific conditions and frame configurations can have a significant affect on the structural capacity of the framing system. Consult a PE for approval. This frame assumes at least 6 antibuckling clips. Maximum vertical spacing between antibuckling clips is 2 feet (0.61 meters) maximum.

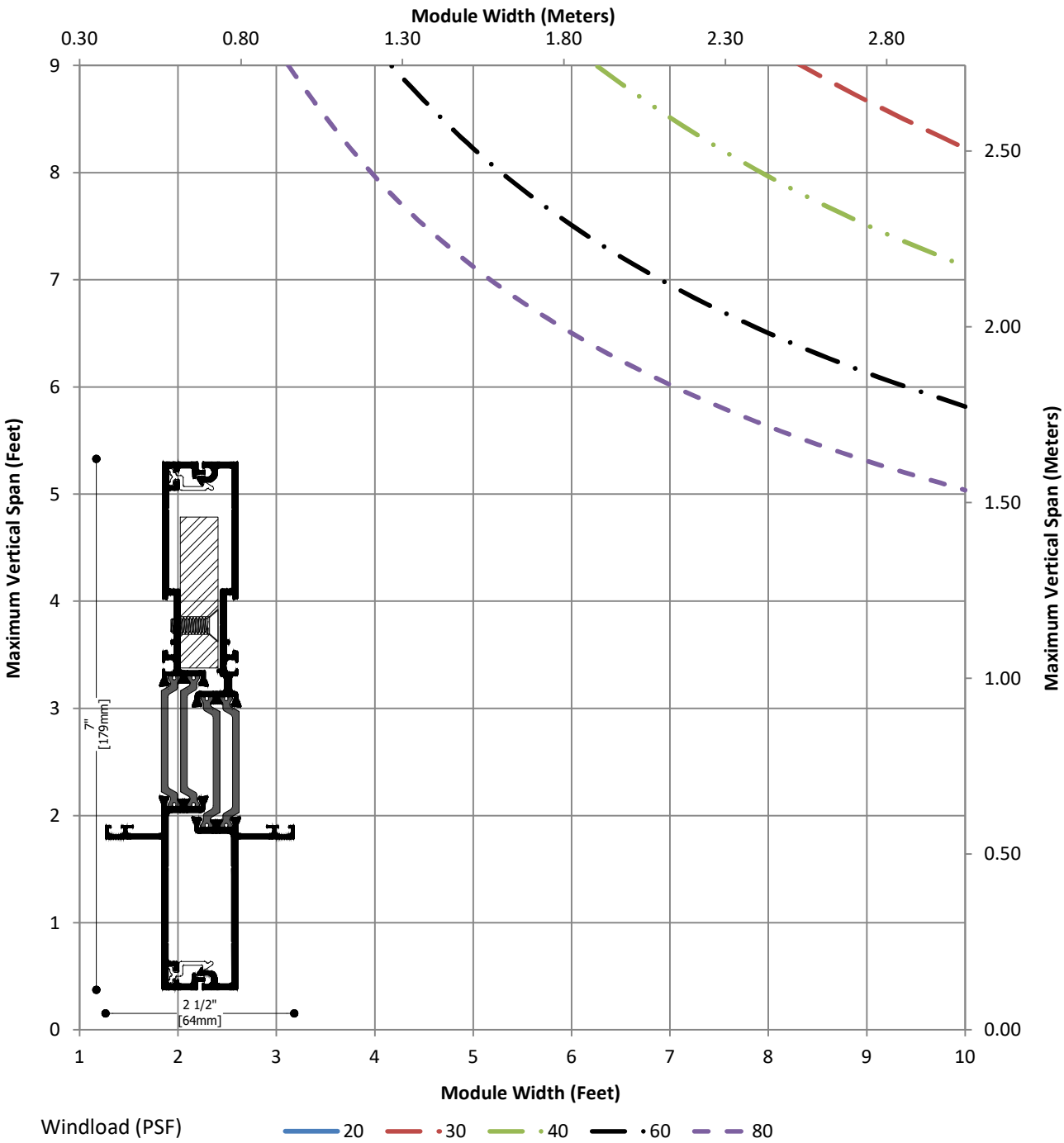

Extrusion:	**A297362**
System:	**RainBlade 2970 ShadowLine**
Typical Use:	7.75" Triple Glazed Mullion
Alloy:	6063 T6

apogee ARCHITECTURAL METALS

EFCO TUBELITE Alumicor LINETEC

Section Properties									
I_x	I_y	S_x	S_y	R_x	R_y	β	J	Cw	Zx
6.5656	0.1556	1.7664	0.13848	2.352	0.3621	1.299	0.2722	1.067	3.02

The following chart is for estimating purposes only. Site specific conditions and frame configurations can have a significant affect on the structural capacity of the framing system. Consult a PE for approval. This frame assumes at least 0 midspan horizontals or antibuckling clips. Maximum vertical spacing between horizontals is 12 feet maximum.

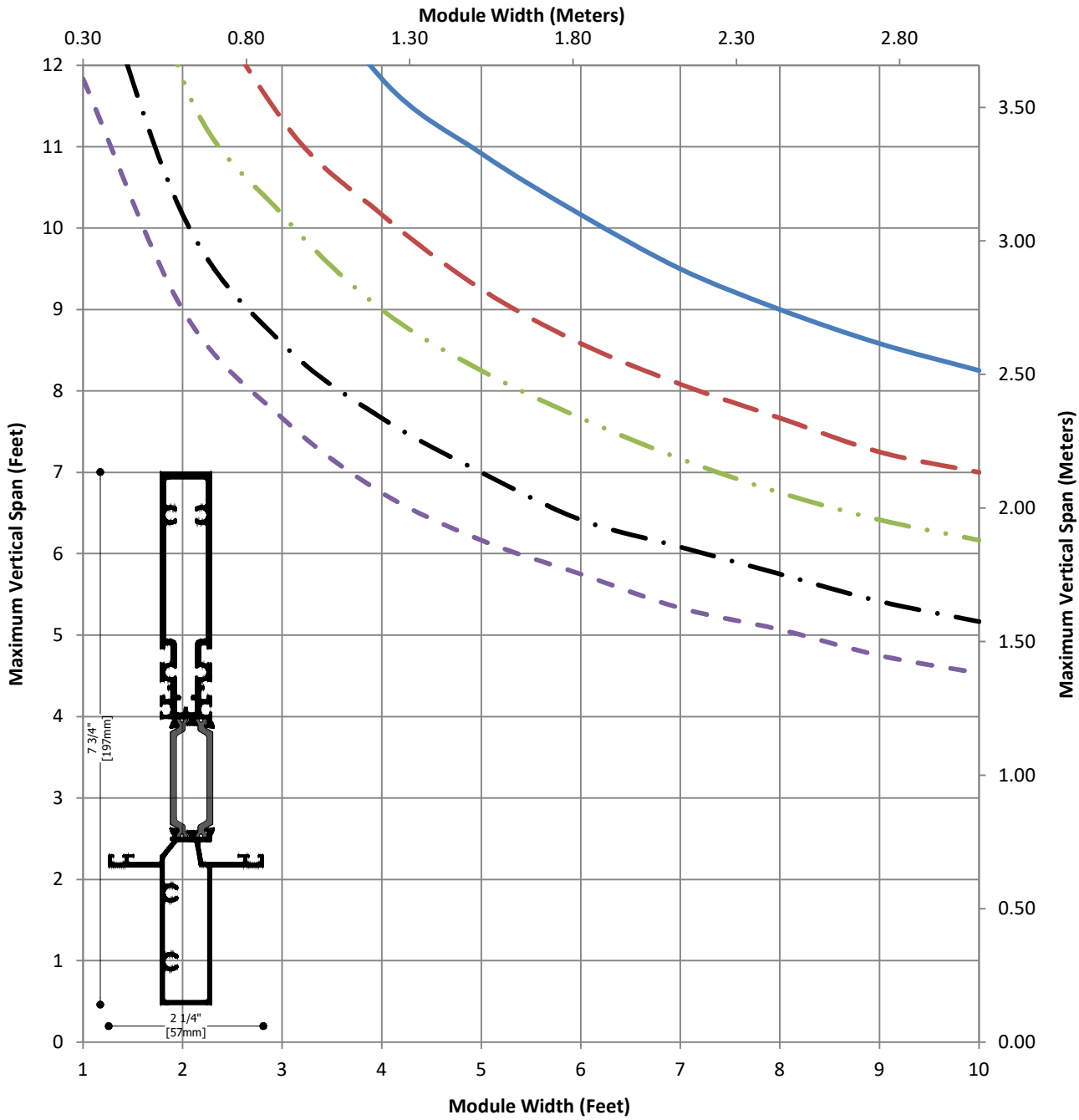

Windload (PSF) — 20 — 30 — 40 — 60 — 80

Extrusion: **A297362_EA294001**

System: **RainBlade 2970 ShadowLine**

Typical Use: 7" Triple Glazed Mullion w/Reinforcement

Alloy: 6063 T6

Section Properties									
I_x	I_y	S_x	S_y	R_x	R_y	β	J	Cw	Zx
6.7969	0.159	1.82863	0.13848	1.8997	0.29055	1.299	0.2739	1.0683	3.2791

The following chart is for estimating purposes only. Site specific conditions and frame configurations can have a significant affect on the structural capacity of the framing system. Consult a PE for approval. This frame assumes at least 0 midspan horizontals or antibuckling clips. Maximum vertical spacing between horizontals is 12 feet maximum.

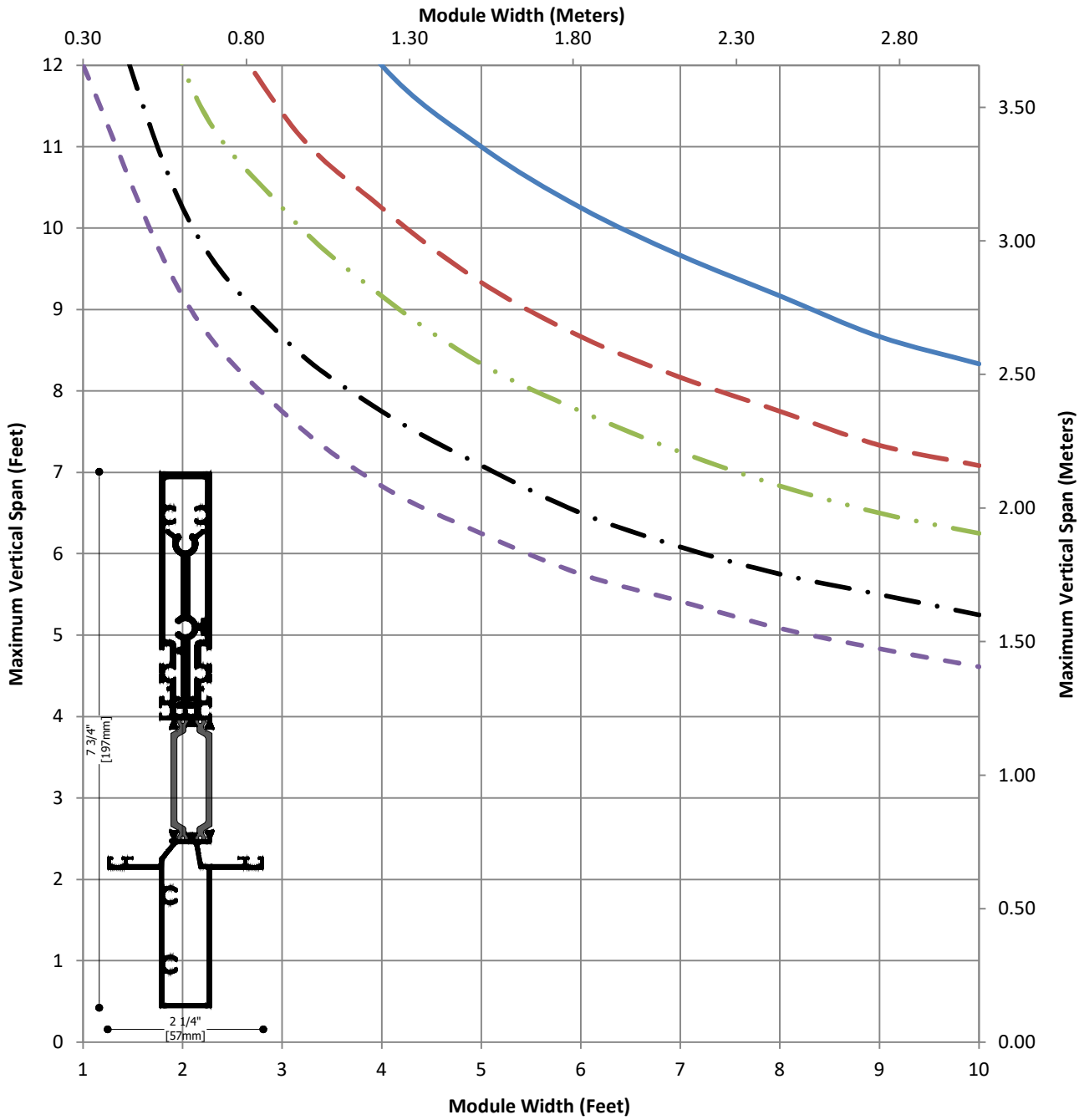

Windload (PSF) — 20 — 30 — 40 — 60 — 80

Extrusion: **A297362 with 1/4" x 3" Bar**

System: **RainBlade 2970 ShadowLine**

Typical Use: 7" Triple Glazed Mullion w/Steel Reinforcement

Alloy: 6063 T6

Section Properties									
I_x	I_y	S_x	S_y	R_x	R_y	β	J	Cw	Zx
8.19685	0.16691	2.20527	0.14855	2.352	0.3621	1.299	0.2722	1.067	3.02

The following chart is for estimating purposes only. Site specific conditions and frame configurations can have a significant affect on the structural capacity of the framing system. Consult a PE for approval. This frame assumes at least 0 midspan horizontals or antibuckling clips. Maximum vertical spacing between horizontals is 12 feet maximum.

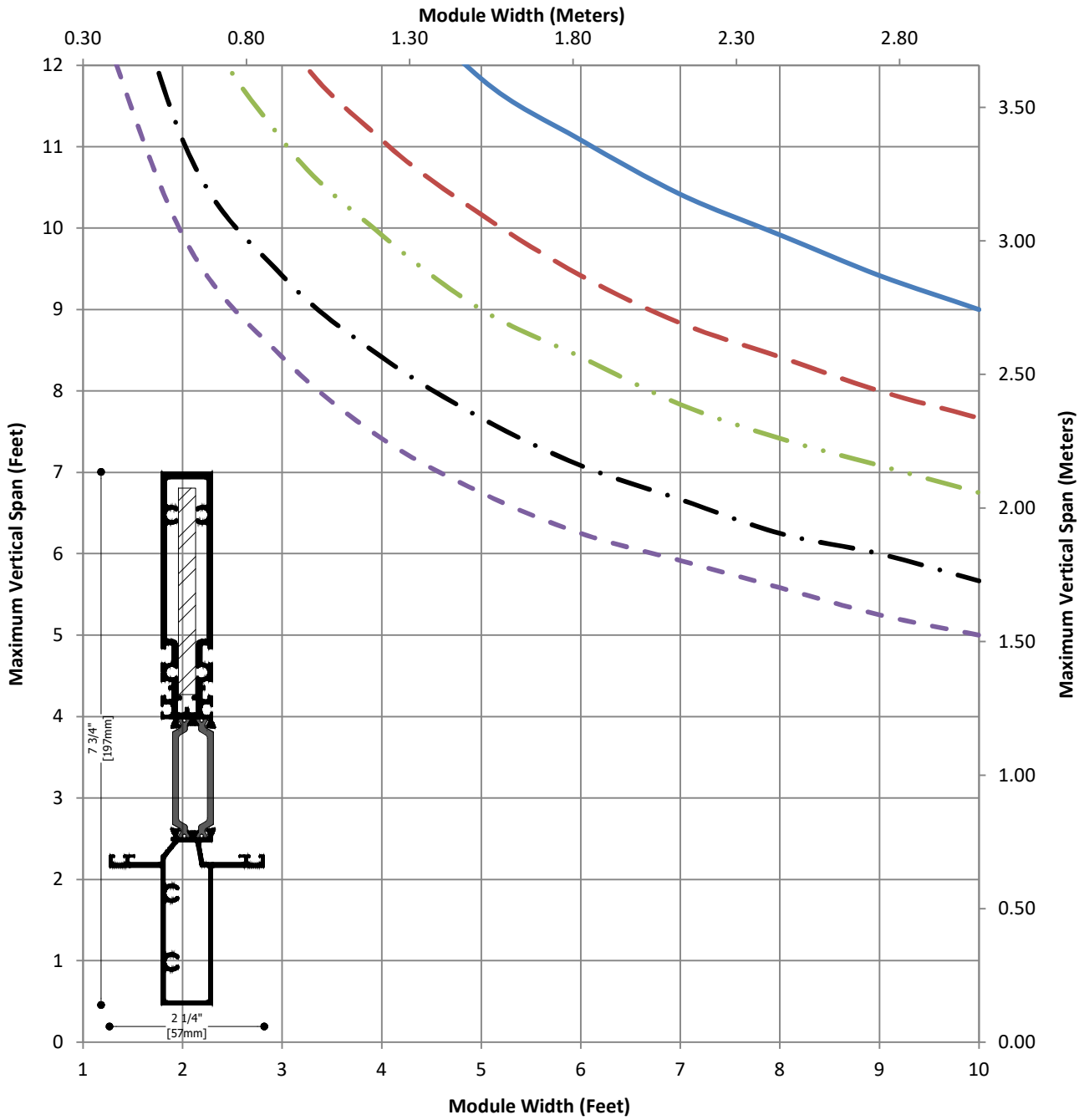

Windload (PSF) — 20 — 30 — 40 — 60 — 80

Extrusion: **A297364_A297365**

System: **RainBlade 2970 ShadowLine**

Typical Use: 7" Triple Glazed Split Mullion

Alloy: 6063 T6

Section Properties									
I_x	I_y	S_x	S_y	R_x	R_y	β	J	Cw	Zx
8.2152	0.06552	2.06174	0.06592	2.14243	0.19133	2.618	0.0038	0.4147	3.72

The following chart is for estimating purposes only. Site specific conditions and frame configurations can have a significant affect on the structural capacity of the framing system. Consult a PE for approval. This frame assumes at least 6 antibuckling clips. Maximum vertical spacing between antibuckling clips is 2 feet (0.61 meters) maximum.

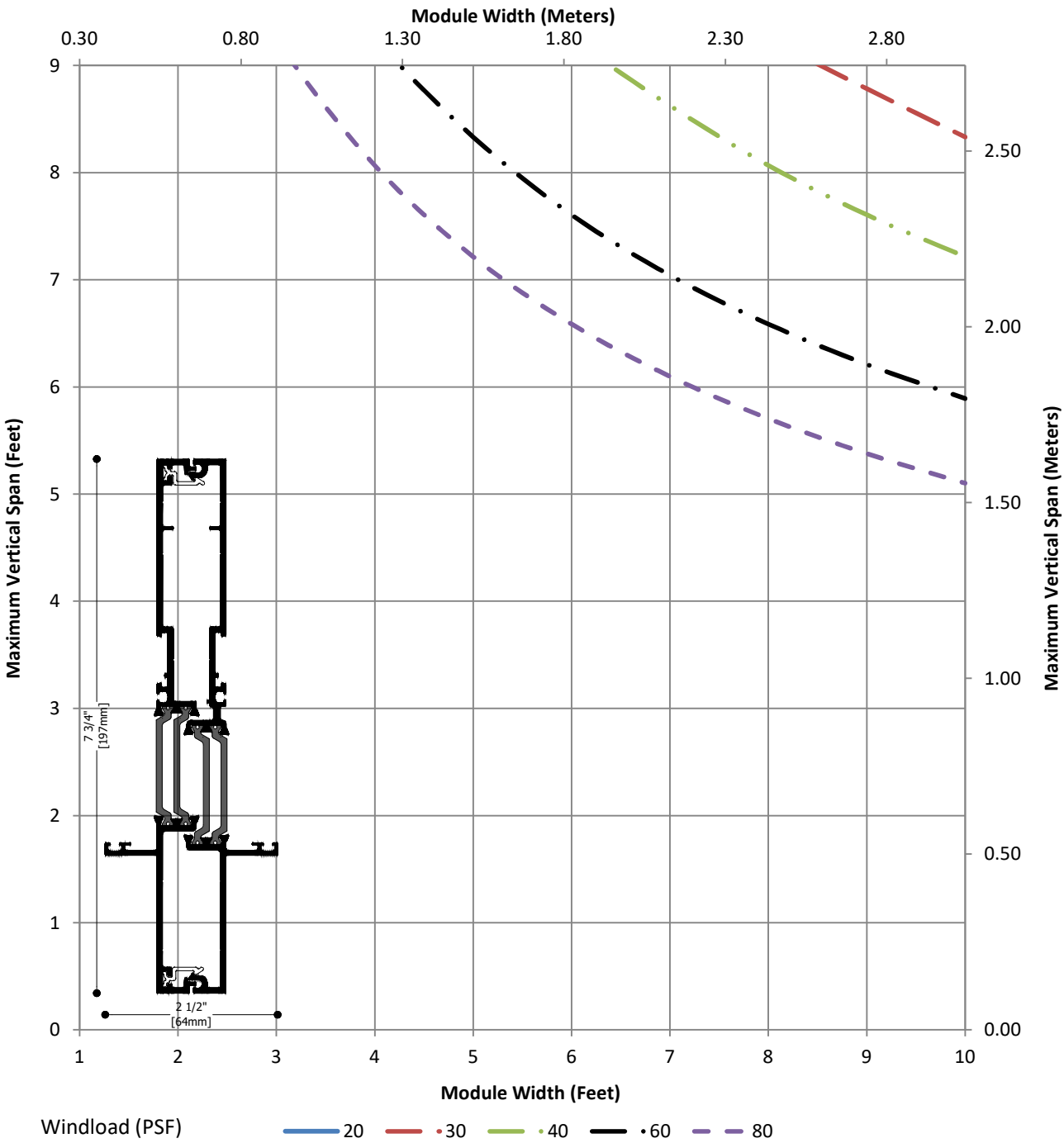

Extrusion: **A297364_A297365 with 1/2" x 3" Bar**

System: **RainBlade 2970 ShadowLine**

Typical Use: 7" Triple Glazed w/Reinforced Split Mullion

Alloy: 6063 T6

Section Properties									
I_x	I_y	S_x	S_y	R_x	R_y	β	J	Cw	Zx
11.4777	0.15615	2.88052	0.1571	2.14243	0.19133	2.618	0.0038	0.4147	3.72

The following chart is for estimating purposes only. Site specific conditions and frame configurations can have a significant affect on the structural capacity of the framing system. Consult a PE for approval. This frame assumes at least 6 antibuckling clips. Maximum vertical spacing between antibuckling clips is 2 feet (0.61 meters) maximum.

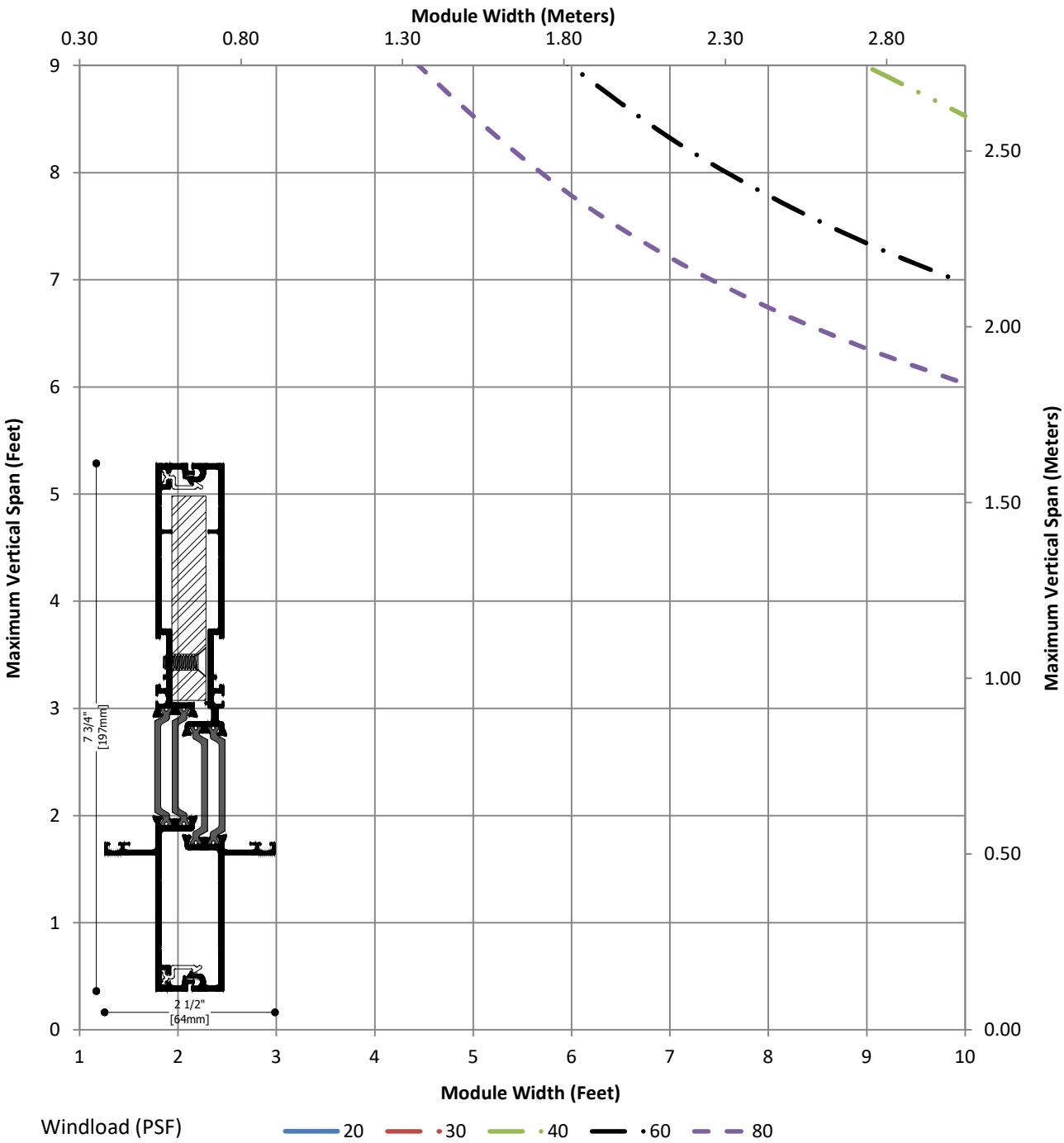

Extrusion: **A297202**

System: **RainBlade 2970 ShadowLine**

Typical Use: 5.25" Double Glazed Horizontal

Alloy: 6063 T6

Section Properties									
I_x	I_y	S_x	S_y	R_x	R_y	β	J	Cw	Zx
2.448	0.132	0.932	0.11768	1.607	0.3731	1.407	0.1672	0.4469	1.647

Deadload Chart: The deflection criterion for this chart is L/175

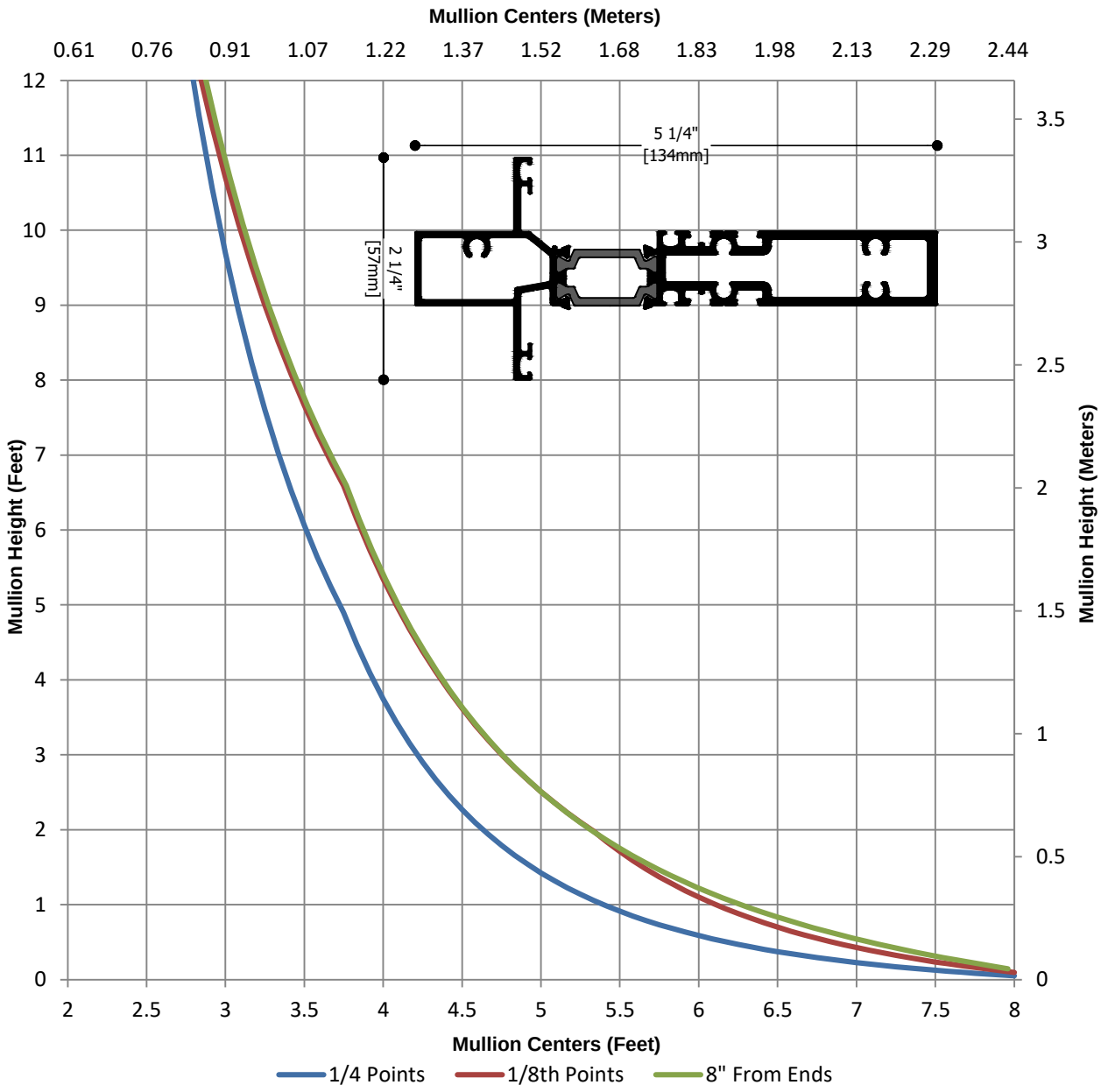

Extrusion: **A297222**

System: **RainBlade 2970 ShadowLine**

Typical Use: 6" Double Glazed Horizontal

Alloy: 6063 T6

Section Properties									
I_x	I_y	S_x	S_y	R_x	R_y	β	J	Cw	Zx
3.5208	0.14296	1.1552	0.12744	1.828	0.3683	1.504	0.2177	0.6666	2.064

Deadload Chart: The deflection criterion for this chart is L/175

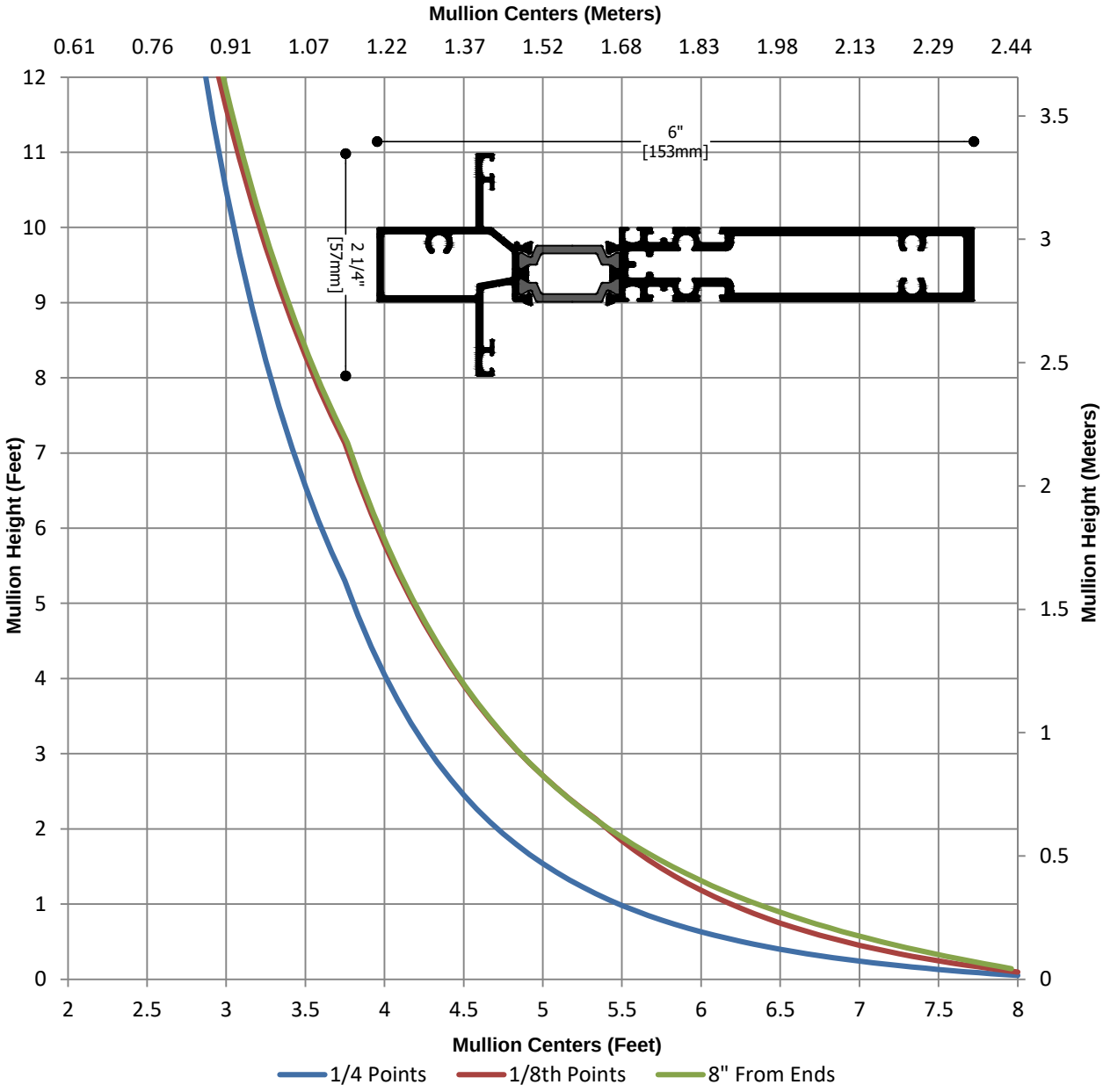

Extrusion: **A297242**

System: **RainBlade 2970 ShadowLine**

Typical Use: 6.25" Double Glazed Horizontal

Alloy: 6063 T6

Section Properties									
I_x	I_y	S_x	S_y	R_x	R_y	β	J	Cw	Zx
3.6472	0.14456	1.2168	0.1284	1.852	0.3686	1.022	0.2217	0.5396	2.129

Deadload Chart: The deflection criterion for this chart is L/175

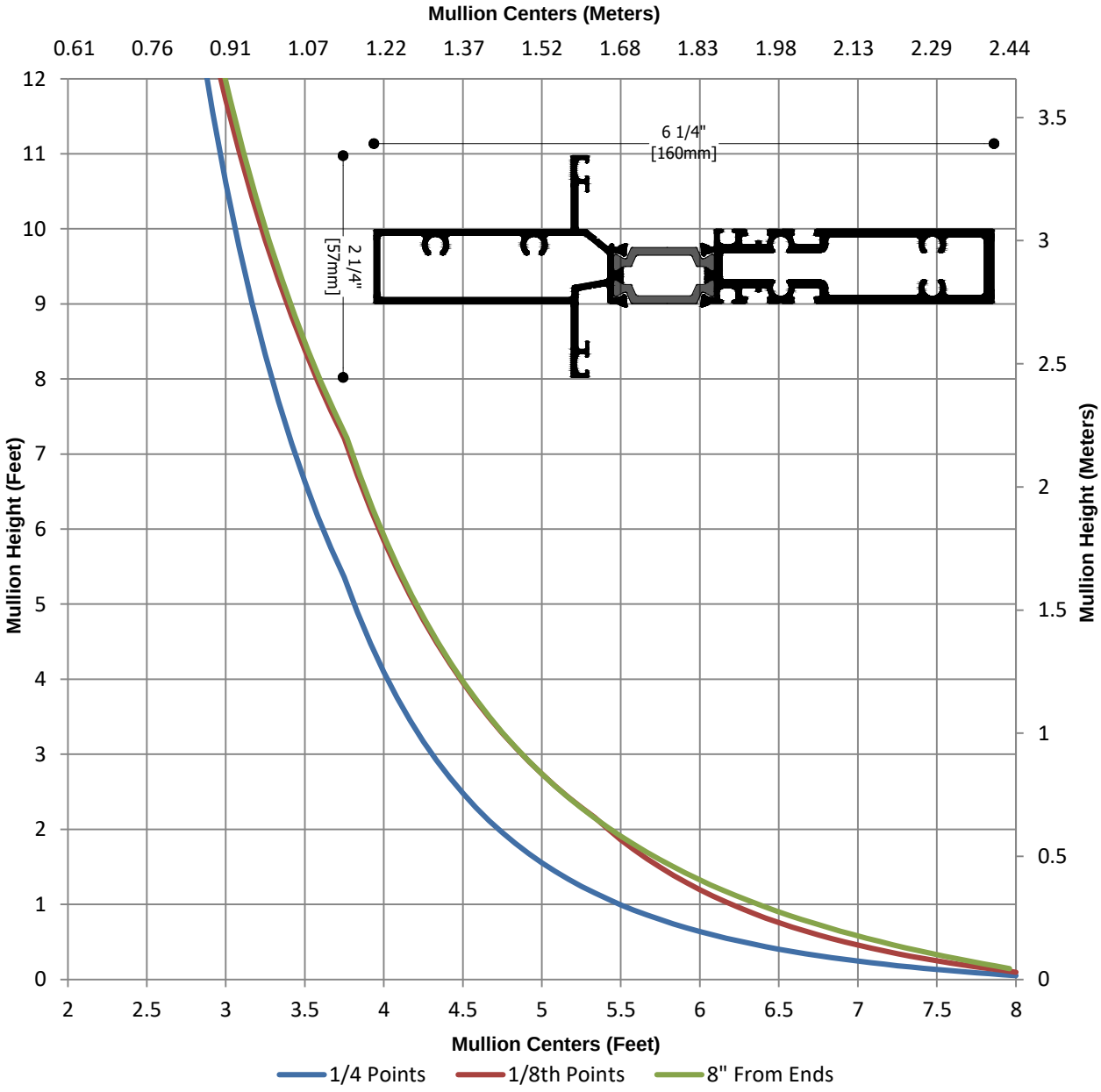

Extrusion: **A297262**

System: **RainBlade 2970 ShadowLine**

Typical Use: 7" Double Glazed Horizontal

Alloy: 6063 T6

Section Properties									
I_x	I_y	S_x	S_y	R_x	R_y	β	J	Cw	Zx
4.9736	0.15552	1.4552	0.13816	2.062	0.3646	1.145	0.2722	0.7885	2.574

Deadload Chart: The deflection criterion for this chart is L/175

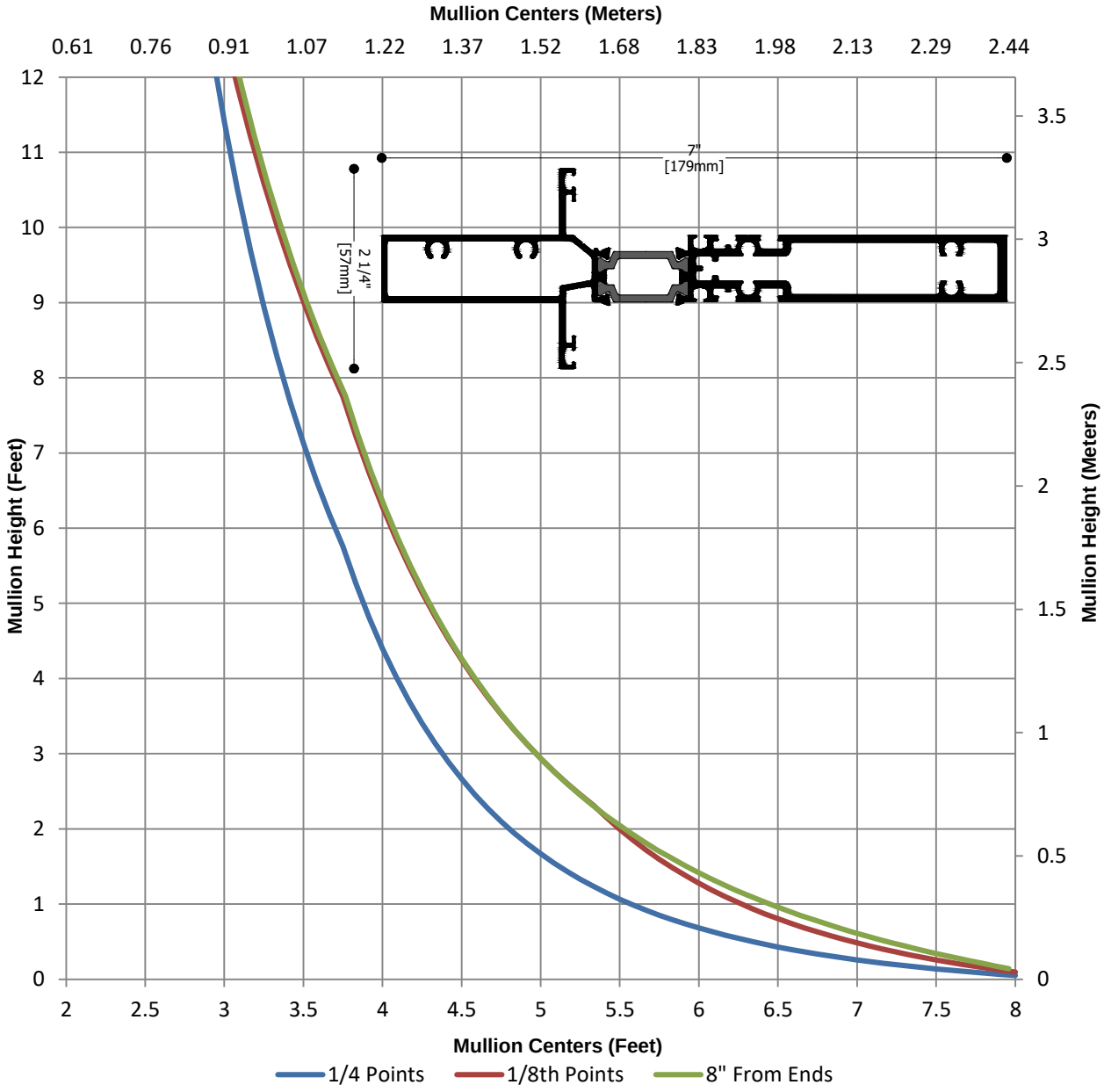

Extrusion:	**A297302**
System:	**RainBlade 2970 ShadowLine**
Typical Use:	6" Triple Glazed Horizontal
Alloy:	6063 T6

Section Properties									
I_x	I_y	S_x	S_y	R_x	R_y	β	J	Cw	Zx
3.4792	0.13208	1.1952	0.11792	1.898	0.3699	1.568	0.1672	0.6422	1.991

Deadload Chart: The deflection criterion for this chart is L/175

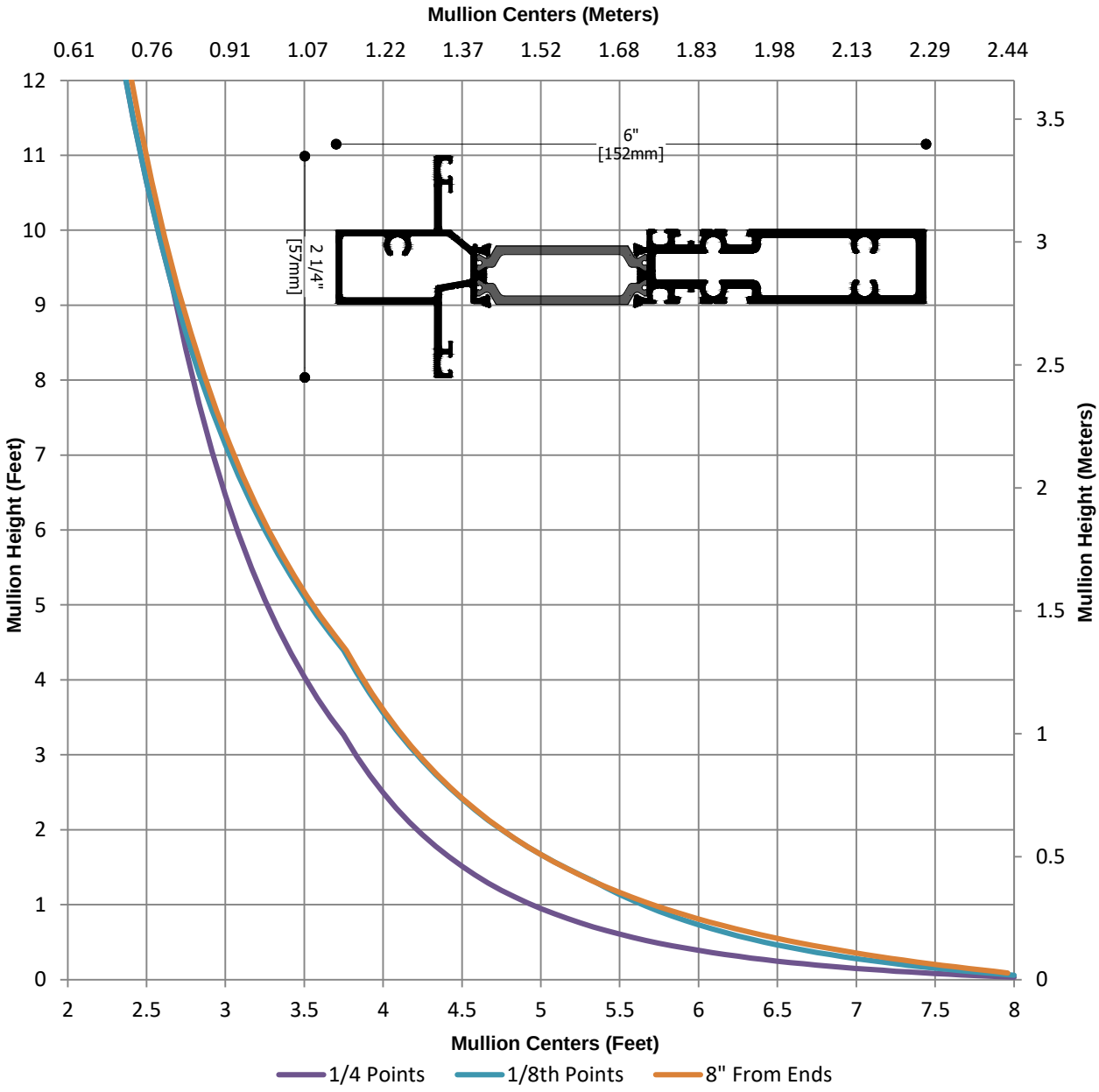

Extrusion: **A297322**

System: **RainBlade 2970 ShadowLine**

Typical Use: 6.75" Triple Glazed Horizontal

Alloy: 6063 T6

Section Properties									
I_x	I_y	S_x	S_y	R_x	R_y	β	J	Cw	Zx
4.7392	0.14304	1.432	0.12776	2.103	0.3654	1.575	0.2177	0.919	2.413

Deadload Chart: The deflection criterion for this chart is L/175

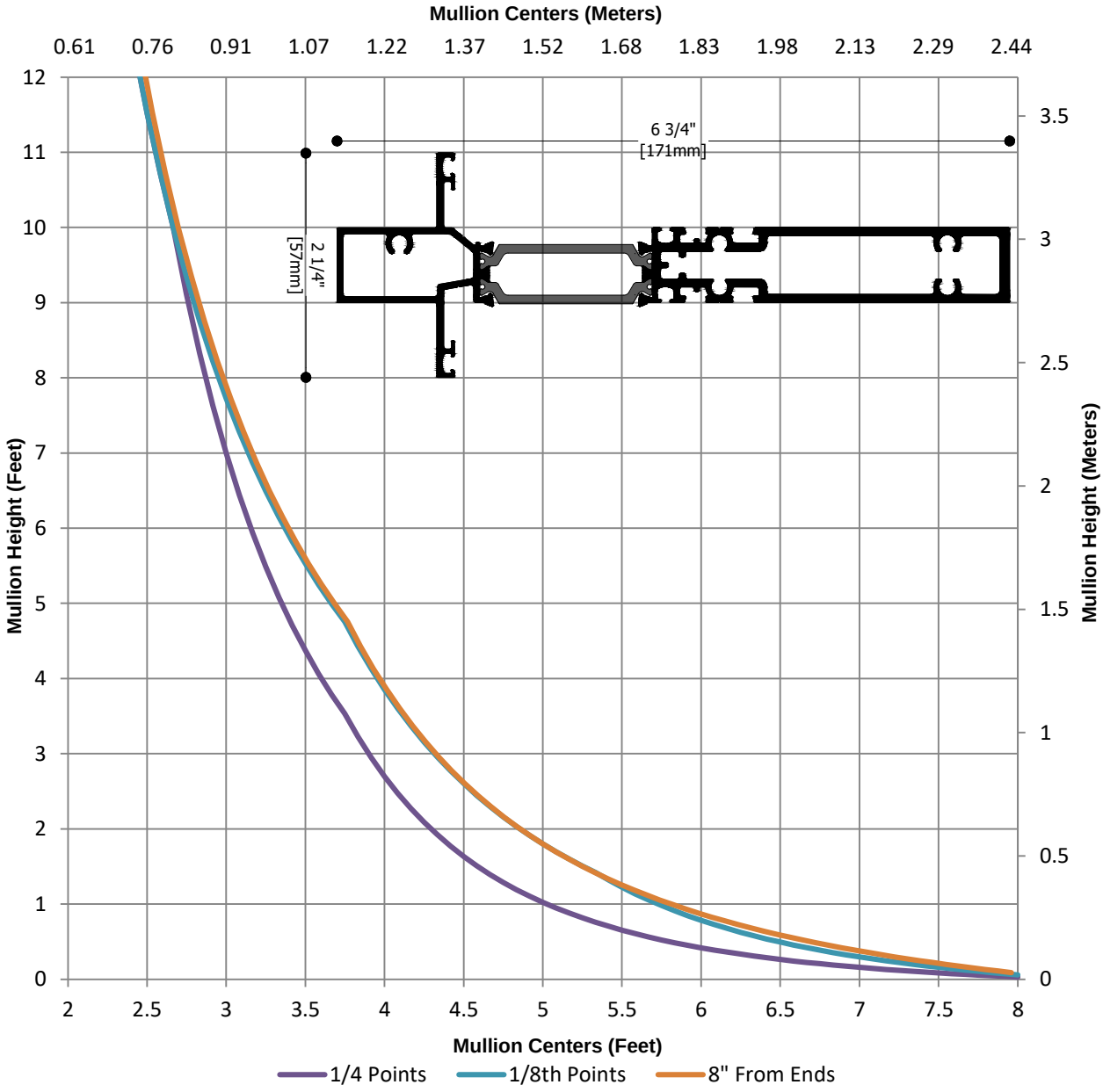

Extrusion: **A297342**

System: **RainBlade 2970 ShadowLine**

Typical Use: 7" Triple Glazed Horizontal

Alloy: 6063 T6

Section Properties									
I_x	I_y	S_x	S_y	R_x	R_y	β	J	Cw	Zx
4.9952	0.14472	1.504	0.12872	2.149	0.3658	1.28	0.2217	0.7547	2.57

Deadload Chart: The deflection criterion for this chart is L/175

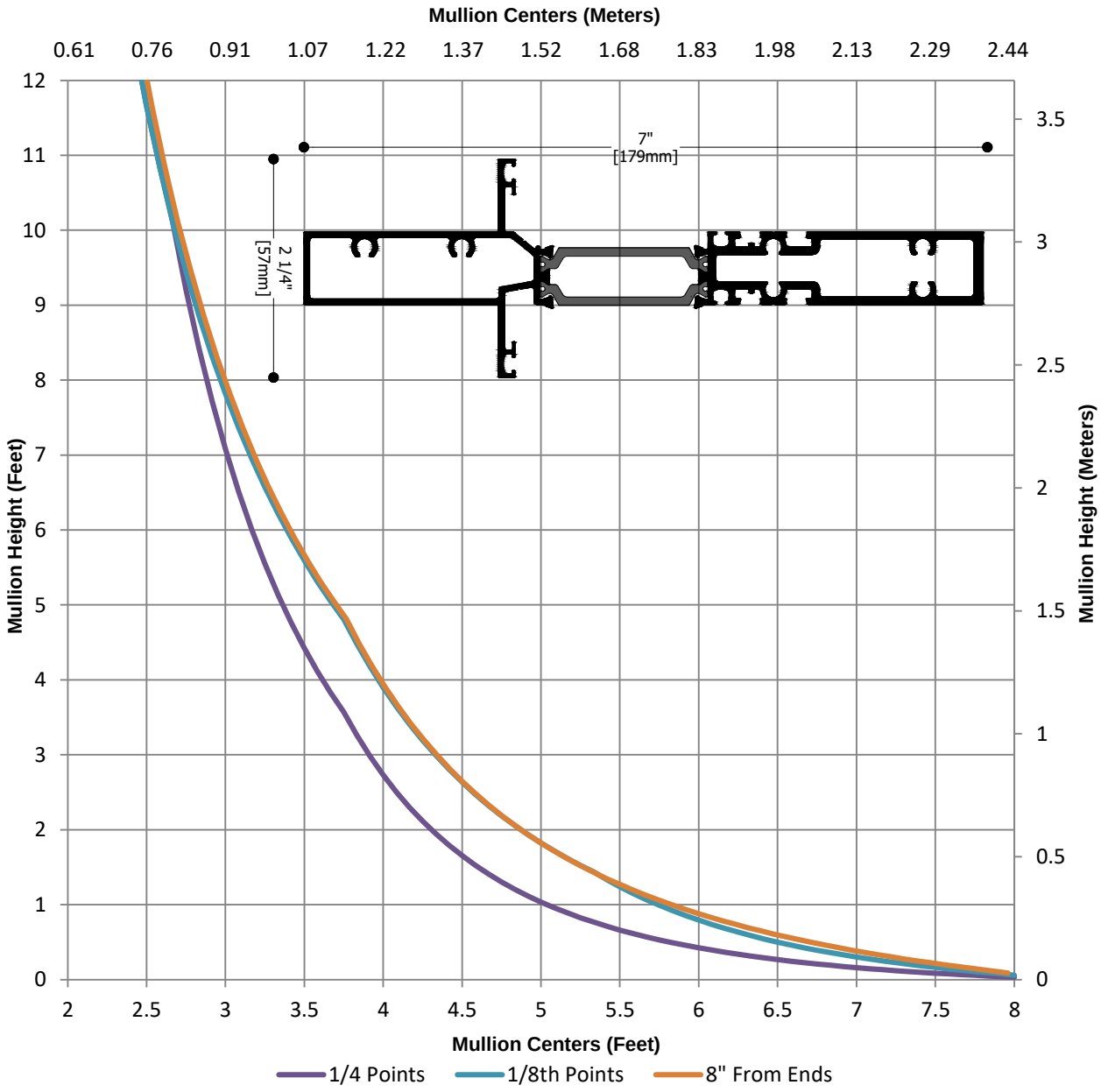

Extrusion: **A297362**

System: **RainBlade 2970 ShadowLine**

Typical Use: 7.75" Triple Glazed Horizontal

Alloy: 6063 T6

Section Properties									
I_x	I_y	S_x	S_y	R_x	R_y	β	J	Cw	Zx
6.5656	0.1556	1.7664	0.13848	2.352	0.3621	1.299	0.2722	1.067	3.02

Deadload Chart: The deflection criterion for this chart is L/175