

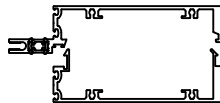
## Parts list *Liste des pièces*

### ThermaWall XTRM2600 Unitized Curtain Wall

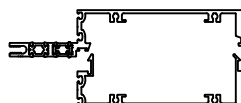
(6 5/8" Back Section)

Unitized thermally broken curtain wall - Capped and SSG, 2 1/2" (63.5mm) profile widths, various system depths.

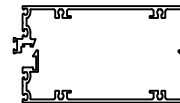
*Mur-rideau à bris thermique unitisé - Couvertres à enclenchement ou système VSS. Profilé de 2 1/2" (63,5mm) profondeurs de meneaux variable.*



Capped double glazed  
*Couvertres à enclenchement double vitrage*



Capped triple glazed  
*Couvertres à enclenchement triple vitrage*



SSG  
*Système VSS*







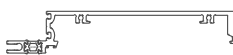


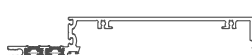

**Parts list** ..... **1.8.301 - 1.8.319**

**Liste des pièces** ..... **1.8.401 - 1.8.419**

# ThermaWall XTRM2600 Extreme Curtain Wall

Parts list - Capped and SSG - 6-5/8"

Note: XTRM2600 is a custom order program


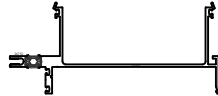

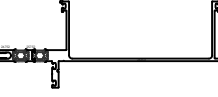





PART	PART NO.	DESCRIPTION	NOTES
	26301	2 1/2" x 6 5/8" (63.5mm x 168.3mm) HORIZONTAL OR VERTICAL MULLION	24 Ft STOCK LENGTH
	26080	2 1/2" x 6 5/8" (63.5mm x 168.3mm) UNITIZED FEMALE SPLIT MULLION	24 Ft STOCK LENGTH
	26081	2 1/2" x 6 5/8" (63.5mm x 168.3mm) UNITIZED MALE SPLIT MULLION	24 Ft STOCK LENGTH
	26285	MALE SPLIT OUTSIDE CORNER MULLION	24 Ft STOCK LENGTH
	26240	SSG & TRIPLE CAPPED FEMALE SPLIT OUTSIDE CORNER MULLION	24 Ft STOCK LENGTH
	26775	2 1/2" x 6 5/8" (63.5mm x 168.3mm) HORIZONTAL OR MULLION - DOUBLE GLAZED	24 Ft STOCK LENGTH ROLLED SECTIONS
	26290	2 1/2" x 6 5/8" (63.5mm x 168.3mm) XTRM2600 FEMALE SPLIT MULLION - DOUBLE GLAZED	24 Ft STOCK LENGTH ROLLED SECTIONS
	26365	FEMALE OUTSIDE CORNER SPLIT MULLION - DOUBLE GLAZED	24 Ft STOCK LENGTH ROLLED SECTIONS
	26776	2 1/2" x 6 5/8" (63.5mm x 168.3mm) HORIZONTAL OR MULLION - TRIPLE GLAZED	24 Ft STOCK LENGTH ROLLED SECTIONS
	26390	2 1/2" x 6 5/8" (63.5mm x 168.3mm) XTRM2600 FEMALE SPLIT MULLION - TRIPLE GLAZED	24 Ft STOCK LENGTH ROLLED SECTIONS
	26325	6 5/8" (168.3mm) SSG STACK JOINT SILL	24 Ft STOCK LENGTH

XX = AVAILABLE FINISHES: 00 - Mill Finish      28 - MBRZ ANOD .0007    41 - CL ANOD .0004    42- DBRZ ANOD .0007  
57 - TLCHP Light CHPGN    59 - TEDRZ Extra Dark    71 - CL ANOD .0007    73 - BLK ANOD .0007  
75 - LB ANOD .0007      76 - CHP ANOD .0007    09 - Painted

# ThermaWall XTRM2600 Extreme Curtain Wall

Parts list - Capped and SSG - 6-5/8"

Note: XTRM2600 is a custom order program



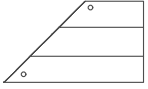
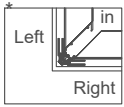
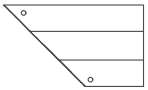
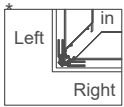
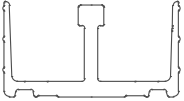
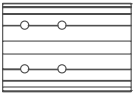
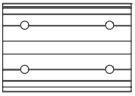
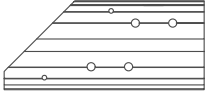
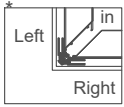
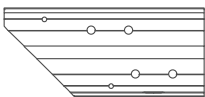
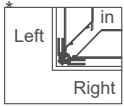
PART	PART NO.	DESCRIPTION	NOTES
	26335XX	6 5/8" (168.3mm) STACK JOINT SILL - DOUBLE GLAZED	24 Ft STOCK LENGTH
	26640XX	6 5/8" (168.3mm) STACK JOINT HEAD - DOUBLE GLAZED	24 Ft STOCK LENGTH
	26336XX	6 5/8" (168.3mm) STACK JOINT SILL - TRIPLE GLAZED	24 Ft STOCK LENGTH
	26642XX	6 5/8" (168.3mm) STACK JOINT HEAD - TRIPLE GLAZED	24 Ft STOCK LENGTH
	26324XX	6 5/8" (168.3mm) SSG STACK JOINT SILL	24 Ft STOCK LENGTH
	26354XX	6 5/8" (168.3mm) SSG STACK JOINT HEAD	24 Ft STOCK LENGTH
	26255XX	6 5/8" (168.3mm) STARTER SILL BASE	24 Ft STOCK LENGTH
	26620XX	6 5/8" (168.3mm) SNAP COVER	24 Ft STOCK LENGTH
	26075XX	2 1/2" X 6 5/8" (63.5mm X 168.3mm) SSG MULLION	24 Ft STOCK LENGTH

XX = AVAILABLE FINISHES: 00 - Mill Finish      28 - MBRZ ANOD .0007    41 - CL ANOD .0004    42 - DBRZ ANOD .0007  
 57 - TLCHP Light CHPGN    59 - TEDRZ Extra Dark    71 - CL ANOD .0007    73 - BLK ANOD .0007  
 75 - LB ANOD .0007      76 - CHP ANOD .0007    09 - Painted

# ThermaWall XTRM2600 Extreme Curtain Wall

Parts list - Capped and SSG - 6-5/8"

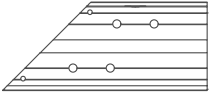
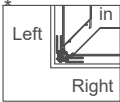
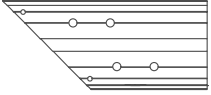
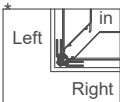

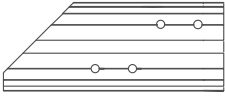
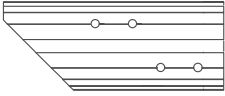
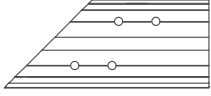
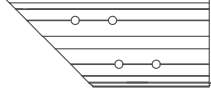
Note: XTRM2600 is a custom order program

PART	PART NO.	DESCRIPTION	NOTES
	2652500	6 5/8" ALIGNMENT GUIDE PROFILE	SOLD PER PIECE
	2601200	6 5/8" STANDARD ALIGNMENT GUIDE	3" (76.2mm) LONG MILL FINISH
	2601300	RIGHT HAND ALIGNMENT GUIDE @ OUTSIDE 90° CORNER	 MILL FINISH
	2601400	LEFT HAND ALIGNMENT GUIDE @ OUTSIDE 90° CORNER	 MILL FINISH
	2653500	6 5/8" STACK JOINT LIFTING LUG PROFILE	SOLD PER PIECE
	2655041	6 5/8" STANDARD LIFTING LUG	6" (152.4mm) LONG FLASH ANODIZED
	2655141	LIFTING LUG STARTER TRACK 6" LONG @ PERIMETER ENDS	FLASH ANODIZED
	2655241	LIFTING LUG RIGHT HAND OVERLAP @ 90° OUTSIDE CORNER	 FLASH ANODIZED
	2655341	LIFTING LUG LEFT HAND OVERLAP @ 90° OUTSIDE CORNER	 FLASH ANODIZED

XX = AVAILABLE FINISHES: 00 - Mill Finish      28 - MBRZ ANOD .0007    41 - CL ANOD .0004    42- DBRZ ANOD .0007  
 57 - TLCHP Light CHPGN    59 - TEDRZ Extra Dark    71 - CL ANOD .0007    73 - BLK ANOD .0007  
 75 - LB ANOD .0007      76 - CHP ANOD .0007    09 - Painted

# ThermaWall XTRM2600 Extreme Curtain Wall

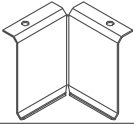
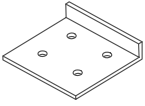
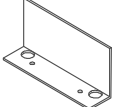
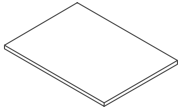
Parts list - Capped and SSG - 6-5/8"

PART	PART NO.	DESCRIPTION	NOTES
	2655441	LIFTING LUG RIGHT HAND RECESS @ 90° OUTSIDE CORNER	FLASH ANODIZED 
	2655541	LIFTING LUG LEFT HAND RECESS @ 90° OUTSIDE CORNER	FLASH ANODIZED 
	2657541	12" LIFTING LUG STARTER TRACK RECESS @ MULLION INTERSECTION	FLASH ANODIZED
	2657441	LIFTING LUG STARTER TRACK @ CORNER RIGHT HAND OVERLAP	FLASH ANODIZED
	2657341	LIFTING LUG STARTER TRACK @ CORNER LEFT HAND OVERLAP	FLASH ANODIZED
	2657241	LIFTING LUG STARTER TRACK @ CORNER RIGHT HAND RECESS	FLASH ANODIZED
	2657141	LIFTING LUG STARTER TRACK @ CORNER LEFT HAND RECESS	FLASH ANODIZED

XX = AVAILABLE FINISHES: 00 - Mill Finish      28 - MBRZ ANOD .0007    41 - CL ANOD .0004    42 - DBRZ ANOD .0007  
 57 - TLCHP Light CHPGN    59 - TEDRZ Extra Dark    71 - CL ANOD .0007    73 - BLK ANOD .0007  
 75 - LB ANOD .0007      76 - CHP ANOD .0007    09 - Painted

# ThermaWall XTRM2600 Extreme Curtain Wall









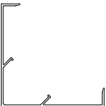

Parts list - Capped and SSG - 6-5/8"

PART	PART NO.	DESCRIPTION	NOTES
	2690304	INTERIOR CONTINUITY CLIP @ 90° CORNER	STAINLESS STEEL SOLD PER PIECE
	2602200	STANDARD BOLSTER PLATE - 2600 SER 6 5/8"	MILL FINISH SOLD PER PIECE
	2603241	STARTER SILL END DAM	5 7/8" (149.2mm) LONG SOLD PER PIECE
	2603341	CHICKEN HEAD END DAM	5.34" (135.6mm) LONG SOLD PER PIECE
	26591	STACK JOINT CAP SPLICE PLATE	SOLD PER PIECE

XX = AVAILABLE FINISHES: 00 - Mill Finish      28 - MBRZ ANOD .0007    41 - CL ANOD .0004    42- DBRZ ANOD .0007  
 57 - TLCHP Light CHPGN    59 - TEDRZ Extra Dark    71 - CL ANOD .0007    73 - BLK ANOD .0007  
 75 - LB ANOD .0007      76 - CHP ANOD .0007    09 - Painted

# ThermaWall XTRM2600 Extreme Curtain Wall




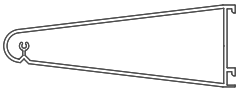

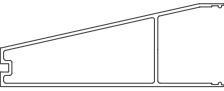


Stock caps

PART	PART NO.	DESCRIPTION	NOTES
	25050XX	2 1/2" X 3/4" (63.5mm X 19.1mm) PRESSURE PLATE COVER	24 Ft STOCK LENGTH
	25060XX	2 1/2" X 1" (63.5mm X 25.4mm) PRESSURE PLATE COVER	24 Ft STOCK LENGTH
	25070XX	2 1/2" X 1 1/4" (63.5mm X 31.8mm) PRESSURE PLATE COVER	24 Ft STOCK LENGTH
	25140XX	2 1/2" X 1 3/8" (63.5mm X 34.9mm) PRESSURE PLATE COVER	24 Ft STOCK LENGTH
	25150XX	2 1/2" X 1 3/4" (63.5mm X 44.5mm) PRESSURE PLATE COVER	24 Ft STOCK LENGTH
	25160XX	2 1/2" X 2" (63.5mm X 50.8mm) PRESSURE PLATE COVER	24 Ft STOCK LENGTH
	25170XX	2 1/2" X 2 1/2" (63.5mm X 63.5mm) PRESSURE PLATE COVER	24 Ft STOCK LENGTH
	25180XX	2 1/2" X 4" (63.5mm X 101.6mm) PRESSURE PLATE COVER	24 Ft STOCK LENGTH
	23301XX	90° CORNER CAP	24 Ft STOCK LENGTH
	26050XX	STACK JOINT SILL SNAP CAP	24 Ft STOCK LENGTH

XX = AVAILABLE FINISHES: 00 - Mill Finish      28 - MBRZ ANOD .0007    41 - CL ANOD .0004    42- DBRZ ANOD .0007  
 57 - TLCHP Light CHPGN    59 - TEDRZ Extra Dark    71 - CL ANOD .0007    73 - BLK ANOD .0007  
 75 - LB ANOD .0007      76 - CHP ANOD .0007    09 - Painted

# ThermaWall XTRM2600 Extreme Curtain Wall

Special order horizontal caps

PART	PART NO.	DESCRIPTION	NOTES
	JC2XX	2 1/2" X 6" (63.5mm X 152.4mm) CUSTOM PRESSURE PLATE COVER	24 Ft STOCK LENGTH
	JC15XX	2 1/2" X 6" (63.5mm X 152.4mm) CUSTOM PRESSURE PLATE COVER	24 Ft STOCK LENGTH
	JC19XX	2 1/2" X 3/4" (63.5mm X 19mm) CAP ADAPTOR FOR JC20XX	24 Ft STOCK LENGTH
	JC20XX	2 1/2" X 7" (63.5mm X 177.8mm) CUSTOM PRESSURE PLATE COVER	24 Ft STOCK LENGTH
	JC57XX	5" X 2 1/2" (127mm X 63.5mm) CAP ADAPTOR FOR JC20XX	24 Ft STOCK LENGTH
	JC31XX	2 1/2" X 6 3/4" (63.5mm X 171.5mm) CUSTOM PRESSURE PLATE COVER	24 Ft STOCK LENGTH
	25254	2 1/2" X 6" (63.5mm X 152.4mm) CUSTOM PRESSURE PLATE COVER	24 Ft STOCK LENGTH
	JC128	52° SLOPED CAP - 62mm (2 7/16") DEEP	24 Ft STOCK LENGTH



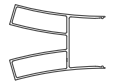








NOTE: SPECIAL ORDER - CONTACT YOUR ALUMICOR REPRESENTATIVE FOR MINIMUM QUANTITIES

XX = AVAILABLE FINISHES: 00 - Mill Finish      28 - MBRZ ANOD .0007    41 - CL ANOD .0004    42 - DBRZ ANOD .0007  
 57 - TLCHP Light CHPGN    59 - TEDRZ Extra Dark    71 - CL ANOD .0007    73 - BLK ANOD .0007  
 75 - LB ANOD .0007      76 - CHP ANOD .0007    09 - Painted



# ThermaWall XTRM2600 Extreme Curtain Wall


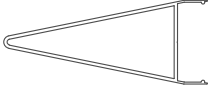

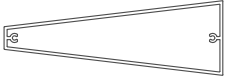




## Special order horizontal caps

PART	PART NO.	DESCRIPTION	NOTES
	JC19	2 1/2" SNAP ON RETAINER FOR HOOK IN CAP	24' STOCK LENGTH
	JC001	2 - 1/2" x 8" CAP	24' STOCK LENGTH
	JC131	CUSTOM CAP - FRONT PIECE	24' STOCK LENGTH
	JC129	CUSTOM CAP - BACK PIECE	24' STOCK LENGTH
	JC1	50 x 63.5mm SNAP ON CAP	24' STOCK LENGTH
	JC5	50 x 82.5mm SNAP ON CAP	24' STOCK LENGTH
	JC17	1/2 x 2 1/2" SNAP ON CAP	24' STOCK LENGTH
	JC62	H SHAPE CAP	24' STOCK LENGTH
	JC105	ACCENT PRESSURE PLATE, 2 1/2" x 3/4"	24' STOCK LENGTH
	JC106	2 1/2 x 8 1/2" SNAP ON CAP	24' STOCK LENGTH
	JC107	2 1/2 x 9 1/2" CONE SHAPED CAP	24' STOCK LENGTH

XX = AVAILABLE FINISHES: 00 - Mill Finish      28 - MBRZ ANOD .0007    41 - CL ANOD .0004    42 - DBRZ ANOD .0007  
 57 - TLCHP Light CHPGN    59 - TEDRZ Extra Dark    71 - CL ANOD .0007    73 - BLK ANOD .0007  
 75 - LB ANOD .0007      76 - CHP ANOD .0007    09 - Painted

# ThermaWall XTRM2600 Extreme Curtain Wall

Special order horizontal and vertical caps

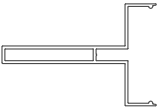


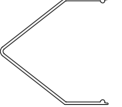






PART	PART NO.	DESCRIPTION	NOTES
	JC3XX	2 1/2" X 6" (63.5mm X 152.4mm) PRESSURE PLATE COVER	24 Ft STOCK LENGTH
	25251	2 1/2" X 6" (63.5mm X 152.4mm) CUSTOM PRESSURE PLATE COVER	24 Ft STOCK LENGTH
	JC9XX	2 1/2" X 5" (63.5mm X 127mm) PRESSURE PLATE COVER	24 Ft STOCK LENGTH
	JC10XX	2 1/2" X 7 1/4" (63.5mm X 184.2mm) PRESSURE PLATE COVER EXTENSION	24 Ft STOCK LENGTH
	JC17XX	2 1/2" X 1/2" (63.5mm X 12.7mm) PRESSURE PLATE COVER	24 Ft STOCK LENGTH
	25252	2 1/2" X 3" (63.5mm X 76.2mm) PRESSURE PLATE COVER	24 Ft STOCK LENGTH
	JC44XX	2 1/2" X 2" (63.5mm X 50.8mm) PRESSURE PLATE COVER	24 Ft STOCK LENGTH
	JC45XX	2 1/2" X 2" (63.5mm X 50.8mm) PRESSURE PLATE COVER	24 Ft STOCK LENGTH

NOTE: SPECIAL ORDER - CONTACT YOUR ALUMICOR REPRESENTATIVE FOR MINIMUM QUANTITIES

XX = AVAILABLE FINISHES: 00 - Mill Finish      28 - MBRZ ANOD .0007    41 - CL ANOD .0004    42- DBRZ ANOD .0007  
 57 - TLCHP Light CHPGN    59 - TEDRZ Extra Dark    71 - CL ANOD .0007    73 - BLK ANOD .0007  
 75 - LB ANOD .0007      76 - CHP ANOD .0007    09 - Painted

# ThermaWall XTRM2600 Extreme Curtain Wall

*Glass support, special order horizontal and vertical caps*



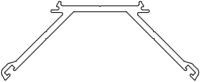


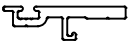


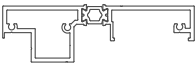
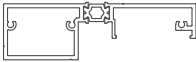
PART	PART NO.	DESCRIPTION	NOTES
	25253	2 1/2" X 3 3/4" (63.5mm X 95.3mm) PRESSURE PLATE COVER	24 Ft STOCK LENGTH
	JC53XX	5" X 2" (127mm X 50.8mm) PRESSURE PLATE COVER	24 Ft STOCK LENGTH
	JC54XX	5" X 3" (127mm X 76.2mm) PRESSURE PLATE COVER	24 Ft STOCK LENGTH
	JC56XX	2 1/2" X 2 1/2" (63.5mm X 63.5mm) PRESSURE PLATE COVER	24 Ft STOCK LENGTH
	2756300	GLASS SUPPORT FOR DOUBLE GLAZED CAPPED	5" (127mm) LONG SOLD PER PIECE
	2756800	GLASS SUPPORT FOR TRIPLE GLAZED CAPPED	8" (203.2mm) LONG SOLD PER PIECE
	2536300	GLASS SUPPORT FOR DOUBLE GLAZED SSG MULLION WITHOUT JAWS ONLY (FLAT FACE) for 25300XX, 25325XX, 25330XX, 25301XX	5" (127mm) LONG SOLD PER PIECE
	2536400	GLASS SUPPORT FOR TRIPLE GLAZED SSG MULLION WITHOUT JAWS ONLY (FLAT FACE) for 25300XX, 25325XX, 25330XX, 25301XX	8" (203.2mm) LONG SOLD PER PIECE
	2590500	GLASS SUPPORT FOR DOUBLE GLAZED SSG MULLION WITH JAWS ONLY 2 PER LITE for MULLION 25750XX, 25782XX, 25808XX, 25769XX, 25749XX, 26303XX	5" (127mm) LONG MILL FINISH
	2590600	GLASS SUPPORT FOR TRIPLE GLAZED SSG MULLION WITH JAWS ONLY 2 PER LITE for MULLION 25750XX, 25782XX, 25808XX, 25769XX, 25749XX, 26303XX	8" (203.2mm) LONG MILL FINISH

NOTE: SPECIAL ORDER - CONTACT YOUR ALUMICOR REPRESENTATIVE FOR MINIMUM QUANTITIES

XX = AVAILABLE FINISHES: 00 - Mill Finish      28 - MBRZ ANOD .0007    41 - CL ANOD .0004    42 - DBRZ ANOD .0007  
57 - TLCHP Light CHPGN    59 - TEDRZ Extra Dark    71 - CL ANOD .0007    73 - BLK ANOD .0007  
75 - LB ANOD .0007      76 - CHP ANOD .0007    09 - Painted

# ThermaWall XTRM2600 Extreme Curtain Wall


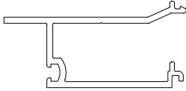



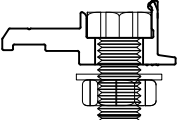




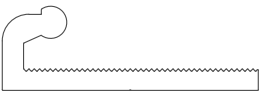
## Pressure plates

PART	PART NO.	DESCRIPTION	NOTES
	2509000	2 1/2" (63.5mm) PUNCHED PRESSURE PLATE DRY SEAL	USE PART #25190XX TO ORDER WITHOUT PRE-PUNCHED HOLES MILL FINISH
	2524000	2 1/2" (63.5mm) PUNCHED PRESSURE PLATE DRY SEAL	USE PART #2534000 TO ORDER WITHOUT PRE-PUNCHED HOLES MILL FINISH
	2331100	90° PRESSURE PLATE SNAPS FIT WITH 23301XX	24 Ft STOCK LENGTH
	2550901	2 1/2" (63.5mm) FIBERGLASS PRESSURE PLATE PUNCHED	24 Ft STOCK LENGTH
	2609000	1 7/8" (48.4mm) STACK JOINT NON PUNCHED PRESSURE PLATE	24 Ft STOCK LENGTH
	26095XX	1 3/8" (36.4mm) STACK JOINT NON PUNCHED PRESSURE PLATE	24 Ft STOCK LENGTH
	TW22862XX	EXTERIOR TRIM DOUBLE GLAZED FOR SSG APPLICATIONS	USE WITH BASE #TW2285001 24 Ft STOCK LENGTH
	TW22863XX	EXTERIOR TRIM TRIPLE GLAZED FOR SSG APPLICATIONS	USE WITH BASE #TW2285001 24 Ft STOCK LENGTH
	25480XX	THERMALLY BROKEN DOOR ADAPTER FOR DOUBLE GLAZED	24 Ft STOCK LENGTH
	25481XX	THERMALLY BROKEN DOOR ADAPTER FOR TRIPLE GLAZED	24 Ft STOCK LENGTH

XX = AVAILABLE FINISHES: 00 - Mill Finish      28 - MBRZ ANOD .0007    41 - CL ANOD .0004    42- DBRZ ANOD .0007  
 57 - TLCHP Light CHPGN    59 - TEDRZ Extra Dark    71 - CL ANOD .0007    73 - BLK ANOD .0007  
 75 - LB ANOD .0007      76 - CHP ANOD .0007    09 - Painted

# ThermaWall XTRM2600 Extreme Curtain Wall










## Parts list

PART	PART NO.	DESCRIPTION	NOTES
	25787XX	SINGLE GLAZING ADAPTER FOR DOUBLE GLAZED SYSTEM CAPPED	24 Ft STOCK LENGTH
	25788XX	SINGLE GLAZING ADAPTOR FOR TRIPLE GLAZED SYSTEM CAPPED	24 Ft STOCK LENGTH
	25792XX 2579200	SINGLE GLAZING ADAPTOR FOR DOUBLE GLAZED SYSTEM SSG	2579200 MILL FINISH 24 Ft STOCK LENGTH
	25793XX	SINGLE GLAZING ADAPTOR FOR TRIPLE GLAZED SYSTEM SSG	24 Ft STOCK LENGTH
	2500100	ANCHOR BLOCK	24 Ft STOCK LENGTH
	2590100	ANCHOR BLOCK ASSEMBLY	SOLD PER PIECE
	2055100	LEFT HAND UNITIZED ANCHOR ASSEMBLY	SOLD PER PIECE
	2055000	RIGHT HAND UNITIZED ANCHOR ASSEMBLY	SOLD PER PIECE
	2051500	10" (254mm) VERTICAL ANCHOR PLATE FACE OF SLAB	USE PART# 2002800 SOLD PER PIECE
	2051000	10" (254mm) VERTICAL ANCHOR PLATE TOP OF SLAB	USE PART# 2000100 SOLD PER PIECE
	2754000	ANCHOR PLATE FACE OF SLAB	SOLD PER PIECE

XX = AVAILABLE FINISHES: 00 - Mill Finish      28 - MBRZ ANOD .0007    41 - CL ANOD .0004    42- DBRZ ANOD .0007  
 57 - TLCHP Light CHPGN    59 - TEDRZ Extra Dark    71 - CL ANOD .0007    73 - BLK ANOD .0007  
 75 - LB ANOD .0007      76 - CHP ANOD .0007    09 - Painted

# ThermaWall XTRM2600 Extreme Curtain Wall








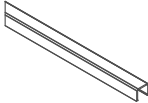



## Parts list

PART	PART NO.	DESCRIPTION	NOTES
	2645103	3/8" ( 9.5mm) THERMAL BARRIER	FLEXIBLE PVC, 75 DUROMETER 250' (76.2m) PER ROLL
	2680703	1/4" (6.35mm) THERMAL BARRIER	FLEXIBLE PVC, 75 DUROMETER 400' (121.9m) PER ROLL
	2244101	9/32" (7.11mm) THERMAL BARRIER	FLEXIBLE PVC, 75 DUROMETER 300' (91.4m) PER ROLL
	2644103	1/8" ( 3.2mm) THERMAL BREAK BLACK FLEXIBLE PVC	400' (121.9m) PER ROLL
	2552903	GASKET FOR FIBERGLASS PRESSURE PLATE	250' (76.2m) PER ROLL
	2380101	1/2" (12.82mm) THERMAL BARRIER,	RIGID PVC – DUAL DUROMETER 24 Ft STOCK LENGTH
	2681903	11/16" (17mm) THERMAL BARRIER,	RIGID PVC – DUAL DUROMETER 24 Ft STOCK LENGTH
	JC6001	3/4" (19.5mm) THERMAL BARRIER,	RIGID PVC – DUAL DUROMETER 24 Ft STOCK LENGTH
	2681803	1-1/16" (27mm) THERMAL BARRIER,	RIGID PVC – DUAL DUROMETER 24 Ft STOCK LENGTH

XX = AVAILABLE FINISHES: 00 - Mill Finish      28 - MBRZ ANOD .0007    41 - CL ANOD .0004    42- DBRZ ANOD .0007  
 57 - TLCHP Light CHPGN    59 - TEDRZ Extra Dark    71 - CL ANOD .0007    73 - BLK ANOD .0007  
 75 - LB ANOD .0007      76 - CHP ANOD .0007    09 - Painted

# ThermaWall XTRM2600 Extreme Curtain Wall



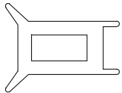
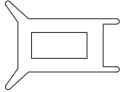


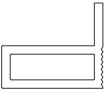
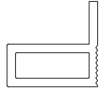


## Parts list

PART	PART NO.	DESCRIPTION	NOTES
	2770503	1/4" X 3/8" X 5" (6.4mm X 23.8mm X 127mm) SINGLE GLAZED SETTING BLOCK BLACK EPDM	SOLD PER PIECE
	2770603	1/4" X 15/16" X 5" (6.4mm X 23.8mm X 127mm) DOUBLE GLAZED SETTING BLOCK BLACK EPDM	SOLD PER PIECE
	2250603	SETTING BLOCK 1/4" X 1 1/8" X 4" (6.4mm X 28.6mm X 101.6mm) SANTOPRENE BLACK	SOLD PER PIECE
	2770703	1/4" X 1 5/8" X 5" (6.4mm X 41.3mm X 127mm) TRIPLE GLAZED SETTING BLOCK BLACK EPDM	SOLD PER PIECE
	2770803	SETTING BLOCK SILICONE .25" x .938" x 5" (6,4mm X 23,8mm X 127mm)	SOLD PER PIECE
	2770903	SETTING BLOCK SILICONE .25" x .375" x 5" (6,4mm X 9,5mm X 127mm)	SOLD PER PIECE
	2771003	SETTING BLOCK SILICONE .25" x 1.625" x 5" (6,4mm X 41,3mm X 127mm)	SOLD PER PIECE
	2660803	LEFT HAND OVERLAP LIFTING LUG PVC COVER BLACK RIGID PVC	SOLD PER PIECE
	2660703	RIGHT HAND OVERLAP LIFTING LUG PVC COVER BLACK RIGID PVC	SOLD PER PIECE
	2661003	LEFT HAND RECESS LIFTING LUG PVC COVER BLACK RIGID PVC	SOLD PER PIECE
	2660903	RIGHT HAND RECESS LIFTING LUG PVC COVER BLACK RIGID PVC	SOLD PER PIECE

XX = AVAILABLE FINISHES: 00 - Mill Finish      28 - MBRZ ANOD .0007    41 - CL ANOD .0004    42- DBRZ ANOD .0007  
 57 - TLCHP Light CHPGN    59 - TEDRZ Extra Dark    71 - CL ANOD .0007    73 - BLK ANOD .0007  
 75 - LB ANOD .0007      76 - CHP ANOD .0007    09 - Painted

# ThermaWall XTRM2600 Extreme Curtain Wall

## Parts list

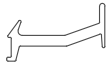








PART	PART NO.	DESCRIPTION	NOTES
	2660603	6" (152.4mm) STANDARD LIFTING LUG PVC COVER BLACK RIGID PVC	SOLD PER PIECE
	2661103	12" (304.8mm) STARTER TRACK LIFTING LUG PVC COVER BLACK RIGID PVC	SOLD PER PIECE
	2571303	1 1/2" (38.1mm) CAPPED CORNER PLUG DOUBLE GLAZED EPDM BLACK	SOLD PER PIECE
	2571503	2 1/4" (57.1mm) CAPPED CORNER PLUG TRIPLE GLAZED EPDM BLACK	SOLD PER PIECE
	2571703	1 1/4" (31.8mm) SSG END PLUG DOUBLE GLAZED EPDM BLACK	SOLD PER PIECE
	2571903	2" (50.8mm) SSG END PLUG TRIPLE GLAZED EPDM BLACK	SOLD PER PIECE
	2552501	1/2" X 1 3/16" (12.7mm X 30.2mm) POCKET SPACER FOR DOUBLE GLAZED RIGID GREY PVC	SOLD PER PIECE
	2551903	1/2" X 1 1/16" (12.7mm X 27mm) POCKET SPACER FOR DOUBLE GLAZED RIGID BLACK PVC	SOLD PER PIECE
	2554903	1/2" X 1 13/16" (12.7mm X 46mm) POCKET SPACER FOR TRIPLE GLAZED RIGID BLACK PVC	SOLD PER PIECE
	2555501	1/2" X 1 15/16" (12.7mm X 49.2mm) POCKET SPACER FOR TRIPLE GLAZED RIGID GREY PVC	SOLD PER PIECE

XX = AVAILABLE FINISHES: 00 - Mill Finish      28 - MBRZ ANOD .0007    41 - CL ANOD .0004    42- DBRZ ANOD .0007  
 57 - TLCHP Light CHPGN    59 - TEDRZ Extra Dark    71 - CL ANOD .0007    73 - BLK ANOD .0007  
 75 - LB ANOD .0007      76 - CHP ANOD .0007    09 - Painted



# ThermaWall XTRM2600 Extreme Curtain Wall


## Parts list

PART	PART NO.	DESCRIPTION	NOTES
	2680103	STACK JOINT ROTATON SUPPORT BLACK RIGID PVC	24 Ft STOCK LENGTH
	2680203	TRIPLE GLAZED STACK JOINT ROTATON SUPPORT BLACK RIGID PVC	24 Ft STOCK LENGTH
	2660403	DOUBLE GLAZED STACK JOINT COVER BLACK RIGID PVC	24 Ft STOCK LENGTH
	2660503	TRIPLE GLAZED STACK JOINT COVER BLACK RIGID PVC	24 Ft STOCK LENGTH
	2680303	SSG STACK JOINT THERMAL SHIELD BLACK RIGID PVC	24 Ft STOCK LENGTH
	2680403	TRIPLE GLAZED SSG STACK JOINT THERMAL SHIELD BLACK RIGID PVC	24 Ft STOCK LENGTH
	2680503	SSG STACK JOINT ADAPTOR BLACK RIGID PVC	24 Ft STOCK LENGTH
	2680603	TRIPLE GLAZED SSG STACK JOINT ADAPTOR BLACK RIGID PVC	24 Ft STOCK LENGTH
	TW2285001	EXTERIOR TRIM BASE GREY PVC	USE WITH #TW22862 24 Ft STOCK LENGTH

XX = AVAILABLE FINISHES: 00 - Mill Finish      28 - MBRZ ANOD .0007    41 - CL ANOD .0004    42- DBRZ ANOD .0007  
 57 - TLCHP Light CHPGN    59 - TEDRZ Extra Dark    71 - CL ANOD .0007    73 - BLK ANOD .0007  
 75 - LB ANOD .0007      76 - CHP ANOD .0007    09 - Painted

# ThermaWall XTRM2600 Extreme Curtain Wall








## Parts list

PART	PART NO.	DESCRIPTION	NOTES
	2760703	STACK JOINT AIR SEAL GASKET BLACK EPDM	500' (152.4m) PER ROLL
	2555303	SPLIT MULLION AIR SEAL BULB GASKET BLACK EPDM	350' (106.7m) PER ROLL
	2554203	EXTERIOR GLAZING GASKET BLACK EPDM	250' (76.2m) PER ROLL
	2604103	EXTERIOR GLAZING GASKET BLACK EPDM	500' (152.4m) PER ROLL
	2604003	INTERIOR GLAZING GASKET BLACK SILICONE	500' (152.4m) PER ROLL
	2760803	SWEEP GASKET BLACK EPDM	250' (76.2m) PER ROLL
	2681203	EXTERIOR GASKET ADAPTOR FOR DOUBLE GLAZED SYSTEM SSG BLACK RIGID PVC	24 Ft STOCK LENGTH
	2681303	EXTERIOR GASKET ADAPTOR FOR TRIPLE GLAZED SYSTEM SSG BLACK RIGID PVC	24 Ft STOCK LENGTH
	2681403	INTERIOR SPACER SILICONE GASKET BLACK RIGID PVC	500' (152.4m) PER ROLL
	2681503	SSG EXTERIOR GASKET BLACK SILICONE	250' (76.2m) PER ROLL
	2653403	1/4" SILICONE INTERIOR GLAZING GASKET	BLACK 60 DUROMETER 500' (152.4m) PER ROLL

XX = AVAILABLE FINISHES: 00 - Mill Finish      28 - MBRZ ANOD .0007    41 - CL ANOD .0004    42- DBRZ ANOD .0007  
 57 - TLCHP Light CHPGN    59 - TEDRZ Extra Dark    71 - CL ANOD .0007    73 - BLK ANOD .0007  
 75 - LB ANOD .0007      76 - CHP ANOD .0007    09 - Painted

# ThermaWall XTRM2600 Extreme Curtain Wall

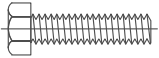





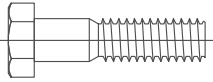




## Parts list

PART	PART NO.	DESCRIPTION	NOTES
	2252101	1/4 - 20 X 3/4" RHS MACHINE SCREW PRESSURE PLATE SCREW	SOLD PER PIECE
	7235101	#10 X 5/8" PHS TEK2 SELF DRILLING SCREW BACK PAN AND POCKET FILLER SCREW	SOLD PER PIECE
	7224101	#12 X 1 1/2" PHS TYPE A STANDARD STEEL	SOLD PER PIECE
	7154101	#10 X 2" PHS TYPE A INTERMEDIATE HORIZONTAL SCREW	SOLD PER PIECE
	7229501	#12 X 2" HEX HEAD SELF DRILLING/ SELF TAPPING ASSEMBLY	SOLD PER PIECE
	7266101	#6 X 1/2" PH SELF DRILLING SCREW CONTINUITY CLIP SCREW	SOLD PER PIECE
	7227501	#12 X 3/4" HH RUSTPRO. COATED BOLSTER PLATE SCREW	SOLD PER PIECE

XX = AVAILABLE FINISHES: 00 - Mill Finish      28 - MBRZ ANOD .0007    41 - CL ANOD .0004    42- DBRZ ANOD .0007  
 57 - TLCHP Light CHPGN    59 - TEDRZ Extra Dark    71 - CL ANOD .0007    73 - BLK ANOD .0007  
 75 - LB ANOD .0007      76 - CHP ANOD .0007    09 - Painted

# ThermaWall XTRM2600 Extreme Curtain Wall

## Parts list












PART	PART NO.	DESCRIPTION	NOTES
	7201804	Ø3/8" x 1 1/2" (9.5 x 38.1mm) HEX HEAD MACHINE SCREW STAINLESS STEEL <i>LIFTING LUG SCREW</i>	SOLD PER PIECE
	7202104	Ø3/8" FLAT WASHER STAINLESS STEEL <i>LIFTING LUG WASHER</i>	SOLD PER PIECE
	7205301	Ø3/8" LOCK WASHER STAINLESS STEEL <i>LIFTING LUG LOCK WASHER</i>	SOLD PER PIECE
	7200401	Ø3/8" NUT STAINLESS STEEL <i>LIFTING LUG NUT</i>	SOLD PER PIECE
	7237101	#10 x 1/2" (#10 X 12.7 mm) PH TYPE B STEEL ZINC COATED <i>BOLSTER PLATE SCREW</i>	400 PCS PER PACKAGE
	7201904	Ø3/8" x 2 1/2" HEX HEAD 304 STAINLESS STEEL <i>STARTER TRACK ADJUSTMENT BOLT</i>	SOLD PER PIECE
	7152501	Ø1/2"-13 x 2" HEX HEAD BOLT GRADE 5 STEEL ZINC PLATED <i>ANCHOR BLOCK SCREW</i>	SOLD PER PIECE
	7206301	Ø1/2" LOCK WASHER STEEL ZINC PLATED <i>ANCHOR BLOCK LOCK WASHER</i>	SOLD PER PIECE
	7199401	Ø1/2" NUT STEEL ZINC PLATED <i>ANCHOR BLOCK NUT</i>	SOLD PER PIECE
	2050500	SERRATED WASHER MILL	SOLD PER PIECE
	2605600	6 5/8" MULLION REINFORCEMENT CARRIER	SOLD PER PIECE

XX = AVAILABLE FINISHES: 00 - Mill Finish      28 - MBRZ ANOD .0007    41 - CL ANOD .0004    42- DBRZ ANOD .0007  
 57 - TLCHP Light CHPGN    59 - TEDRZ Extra Dark    71 - CL ANOD .0007    73 - BLK ANOD .0007  
 75 - LB ANOD .0007      76 - CHP ANOD .0007    09 - Painted

# ThermaWall XTRM2600 Extreme Curtain Wall

*Couvercles à enclenchement et VSS - 6-5/8"*

**Note: Est disponible à commande spéciale**

PIÈCE	N° DE PIÈCE	DESCRIPTION	NOTES
	26301	2 1/2" x 6 5/8" (63.5mm x 168.3mm) HORIZONTAL OR VERTICAL MULLION	LONGUEUR DE 24' (7,3m)
	26080	2 1/2" x 6 5/8" (63.5mm x 168.3mm) UNITIZED FEMALE SPLIT MULLION	LONGUEUR DE 24' (7,3m)
	26081	2 1/2" x 6 5/8" (63.5mm x 168.3mm) UNITIZED MALE SPLIT MULLION	LONGUEUR DE 24' (7,3m)
	26285	MALE SPLIT OUTSIDE CORNER MULLION	LONGUEUR DE 24' (7,3m)
	26240	SSG & TRIPLE CAPPED FEMALE SPLIT OUTSIDE CORNER MULLION	LONGUEUR DE 24' (7,3m)
	26775	2 1/2" x 6 5/8" (63.5mm x 168.3mm) HORIZONTAL OR MULLION - DOUBLE GLAZED	LONGUEUR DE 24' (7,3m) ROLLED SECTIONS
	26290	2 1/2" x 6 5/8" (63.5mm x 168.3mm) XTRM2600 FEMALE SPLIT MULLION - DOUBLE GLAZED	LONGUEUR DE 24' (7,3m) ROLLED SECTIONS
	26365	FEMALE OUTSIDE CORNER SPLIT MULLION - DOUBLE GLAZED	LONGUEUR DE 24' (7,3m) ROLLED SECTIONS
	26776	2 1/2" x 6 5/8" (63.5mm x 168.3mm) HORIZONTAL OR MULLION - TRIPLE GLAZED	LONGUEUR DE 24' (7,3m) ROLLED SECTIONS
	26390	2 1/2" x 6 5/8" (63.5mm x 168.3mm) XTRM2600 FEMALE SPLIT MULLION - TRIPLE GLAZED	LONGUEUR DE 24' (7,3m) ROLLED SECTIONS
	26325	6 5/8" (168.3mm) SSG STACK JOINT SILL	LONGUEUR DE 24' (7,3m)

XX = AVAILABLE FINISHES: 00 - Mill Finish

28 - MBRZ ANOD .0007 41 - Anodisé Clair .0004 42 - DBRZ ANOD .0007




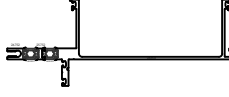


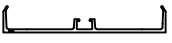


57 - TLCHP Light CHPGN 59 - TEDRZ Extra Dark 71 - Anodisé Clair .0007 73 - Noir ANOD .0007

75 - Bronze Léger .0007 76 - CHP ANOD .0007 09 - Fini Peinturé

# ThermaWall XTRM2600 Extreme Curtain Wall

*Couvercles à enclenchement et VSS - 6-5/8"*

**Note: Est disponible à commande spéciale**

PIÈCE	N° DE PIÈCE	DESCRIPTION	NOTES
	26335XX	6 5/8" (168,3mm) JOINT SUPERPOSÉ AUTOBLOQUANT BASE - DOUBLE VITRAGE	LONGUEUR DE 24' (7,3m)
	26640XX	6 5/8" (168,3mm) JOINT SUPERPOSÉ AUTOBLOQUANT TÊTE - DOUBLE VITRAGE	LONGUEUR DE 24' (7,3m)
	26336XX	6 5/8" (168,3mm) JOINT SUPERPOSÉ AUTOBLOQUANT BASE - TRIPLE VITRAGE	LONGUEUR DE 24' (7,3m)
	26642XX	6 5/8" (168,3mm) JOINT SUPERPOSÉ AUTOBLOQUANT TÊTE - TRIPLE VITRAGE	LONGUEUR DE 24' (7,3m)
	26324XX	6 5/8" (168,3mm) JOINT SUPERPOSÉ AUTOBLOQUANT - SEUIL	LONGUEUR DE 24' (7,3m)
	26354XX	6 5/8" (168,3mm) JOINT SUPERPOSÉ AUTOBLOQUANT - TÊTE	LONGUEUR DE 24' (7,3m)
	26255XX	6 5/8" (168,3mm) RECOUVREMENT TÊTE ET BASE DE DÉPART	LONGUEUR DE 24' (7,3m)
	26620XX	6 5/8" (168,3mm) RECOUVREMENT TÊTE	LONGUEUR DE 24' (7,3m)
	26075XX	2 1/2" X 6 5/8" (63,5mm X 168,3mm) MENEAU SYSTÈME SSG	24 Ft STOCK LENGTH

XX = AVAILABLE FINISHES: 00 - Mill Finish

28 - MBRZ ANOD .0007 41 - Anodisé Clair .0004 42 - DBRZ ANOD .0007



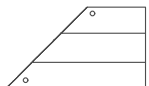
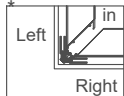

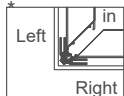
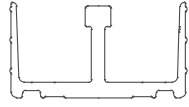
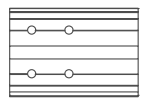
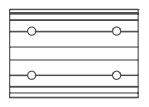
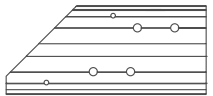
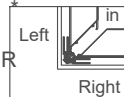
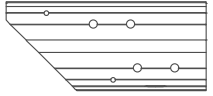
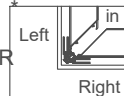
57 - TLCHP Light CHPGN 59 - TEDRZ Extra Dark 71 - Anodisé Clair .0007 73 - Noir ANOD .0007

75 - Bronze Léger .0007 76 - CHP ANOD .0007 09 - Fini Peinturé

# ThermaWall XTRM2600 Extreme Curtain Wall

Couvercles à enclenchement et VSS - 6-5/8"

Note: Est disponible à commande spéciale

PIÈCE	N° DE PIÈCE	DESCRIPTION	NOTES
	2652500	PROFIL DU GUIDE D'ALIGNEMENT 6 5/8 "	SOLD PER PIECE
	2601200	GUIDE D'ALIGNEMENT STANDARD 6 5/8 "	3" (76.2mm) LONG MILL FINISH
	2601300	GUIDE D'ALIGNEMENT DE LA MAIN DROITE @COIN EXTERIEUR 90 °	 MILL FINISH
	2601400	GUIDE D'ALIGNEMENT DE LA MAIN GAUCHE @COIN EXTERIEUR 90 °	 MILL FINISH
	2653500	PROFIL DE CROCHET DE LEVAGE CONJOINT 6 5/8 "	SOLD PER PIECE
	2655041	ANNEAU DE LEVAGE STANDARD 6 5/8 "	6" (152.4mm) LONG FLASH ANODIZED
	2655141	CHENILLE DE DÉMARRAGE LUG LIFTING 6 "LONG @ PERIMETER ENDS	FLASH ANODIZED
	2655241	ANNEAU DE LEVAGE MAIN DROITE CHEVAUCHEMENT À 90 ° À L'EXTÉRIEUR CORNER	 FLASH ANODIZED
	2655341	ANNEAU DE LEVAGE MAIN GAUCHE CHEVAUCHEMENT À 90 ° À L'EXTÉRIEUR CORNER	 FLASH ANODIZED

XX = AVAILABLE FINISHES: 00 - Mill Finish

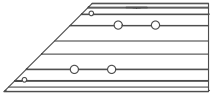
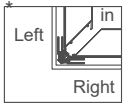
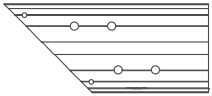
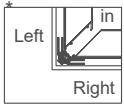

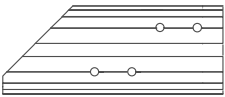
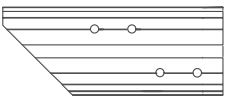
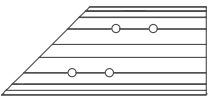
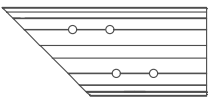
28 - MBRZ ANOD .0007 41 - Anodisé Clair .0004 42 - DBRZ ANOD .0007

57 - TLCHP Light CHPGN 59 - TEDRZ Extra Dark 71 - Anodisé Clair .0007 73 - Noir ANOD .0007

75 - Bronze Léger .0007 76 - CHP ANOD .0007 09 - Fini Peinturé

# ThermaWall XTRM2600 Extreme Curtain Wall

Couvercles à enclenchement et VSS - 6-5/8"

PIÈCE	N° DE PIÈCE	DESCRIPTION	NOTES
	2655441	ANNEAU DE LEVAGE MAIN DROITE ENCASTRE À 90 ° À L'EXTÉRIEUR DU COIN	 FLASH ANODISÉ
	2655541	CROCHET DE LEVAGE GAUCHE ENCASTRE À 90 ° À L'EXTÉRIEUR DU COIN	 FLASH ANODISÉ
	2657541	ÉVIDEMENT DE PISTE DE DÉMARRAGE DE CÂBLE DE LEVAGE 12 " @MULLION INTERSECTION	FLASH ANODISÉ
	2657441	CHEMIN DE LEVAGE LUG STARTER TRACK @ COIN DROIT CHEVAUCHEMENT	FLASH ANODISÉ
	2657341	CHEVILLE DE DÉMARRAGE À CROCHET DE LEVAGE @ COIN GAUCHE CHEVAUCHEMENT	FLASH ANODISÉ
	2657241	PISTON DE DÉMARRAGE À CROCHET DE LEVAGE @ COIN DROIT	FLASH ANODISÉ
	2657141	PISTON DE DÉMARRAGE À CROCHET DE LEVAGE @ COIN GAUCHE MAIN	FLASH ANODISÉ

XX = AVAILABLE FINISHES: 00 - Mill Finish

28 - MBRZ ANOD .0007 41 - Anodisé Clair .0004 42 - DBRZ ANOD .0007

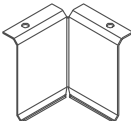
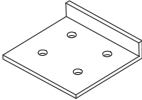
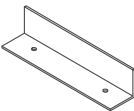
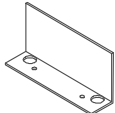
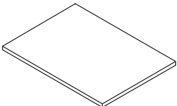
57 - TLCHP Light CHPGN 59 - TEDRZ Extra Dark 71 - Anodisé Clair .0007 73 - Noir ANOD .0007

75 - Bronze Léger .0007 76 - CHP ANOD .0007 09 - Fini Peinturé



# ThermaWall XTRM2600 Extreme Curtain Wall











*Couvercles à enclenchement et VSS - 6-5/8"*

PIÈCE	N° DE PIÈCE	DESCRIPTION	NOTES
	2690304	CLIP DE CONTINUITÉ INTÉRIEURE @ COIN À 90 °	ACIER INOXYDABLE VENDU PAR PIÈCE
	2602200	PLAQUE DE BOULON STANDARD 2600 SER 5 5/8 "	FINITION DE L'USINE VENDU PAR PIÈCE
	2603241	BARRE DE DEMARRAGE	5 7/8" (149.2mm) LONG VENDU PAR PIÈCE
	2603341	BARRAGE DE FIN DE POULET	5.34" (135.6mm) LONG VENDU PAR PIÈCE
	26591	PLAQUE D'ÉPISURE À BOUCHON JOINT	VENDU PAR PIÈCE

XX = AVAILABLE FINISHES: 00 - Mill Finish      28 - MBRZ ANOD .0007    41 - Anodisé Clair .0004    42 - DBRZ ANOD .0007  
 57 - TLCHP Light CHPGN    59 - TEDRZ Extra Dark    71 - Anodisé Clair .0007    73 - Noir ANOD .0007  
 75 - Bronze Léger .0007    76 - CHP ANOD .0007    09 - Fini Peinturé

# ThermaWall XTRM2600 Extreme Curtain Wall

## Couvercles à enclenchement

PIÈCE	N° DE PIÈCE	DESCRIPTION	NOTES
	25050XX	2 1/2" X 3/4" (63,5mm X 19,1mm) COUVERCLE DE PLAQUE À PRESSION	LONGUEUR DE 24' (7,3m)
	25060XX	2 1/2" X 1" (63,5mm X 25,4mm) COUVERCLE DE PLAQUE À PRESSION	LONGUEUR DE 24' (7,3m)
	25070XX	2 1/2" X 1 1/4" (63,5mm X 31,8mm) COUVERCLE DE PLAQUE À PRESSION	LONGUEUR DE 24' (7,3m)
	25140XX	2 1/2" X 1 3/8" (63,5mm X 34,9mm) COUVERCLE DE PLAQUE À PRESSION	LONGUEUR DE 24' (7,3m)
	25150XX	2 1/2" X 1 3/4" (63,5mm X 44,5mm) COUVERCLE DE PLAQUE À PRESSION	LONGUEUR DE 24' (7,3m)
	25160XX	2 1/2" X 2" (63,5mm X 50,8mm) COUVERCLE DE PLAQUE À PRESSION	LONGUEUR DE 24' (7,3m)
	25170XX	2 1/2" X 2 1/2" (63,5mm X 63,5mm) COUVERCLE DE PLAQUE À PRESSION	LONGUEUR DE 24' (7,3m)
	25180XX	2 1/2" X 4" (63,5mm X 101,6mm) COUVERCLE DE PLAQUE À PRESSION	LONGUEUR DE 24' (7,3m)
	23301XX	COUVERCLE POUR COIN À 90°	LONGUEUR DE 24' (7,3m)
	26050XX	COUVERCLE À ENCLICHEMENT DE JOINT SUPERPOSÉ – BASE	LONGUEUR DE 24' (7,3m)

XX = AVAILABLE FINISHES: 00 - Mill Finish




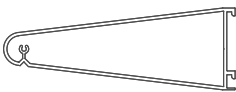

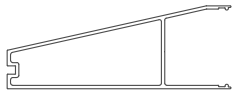


28 - MBRZ ANOD .0007 41 - Anodisé Clair .0004 42 - DBRZ ANOD .0007

57 - TLCHP Light CHPGN 59 - TEDRZ Extra Dark 71 - Anodisé Clair .0007 73 - Noir ANOD .0007

75 - Bronze Léger .0007 76 - CHP ANOD .0007 09 - Fini Peinturé

# ThermaWall XTRM2600 Extreme Curtain Wall

## Couvercles à enclenchement traverse horizontale - Commande spéciale



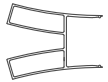




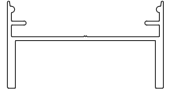
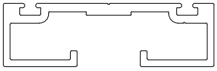


PIÈCE	N° DE PIÈCE	DESCRIPTION	NOTES
	JC2XX	2 1/2" X 6" (63,5mm X 152,4mm) COUVERCLE DE PLAQUE À PRESSION SUR MESURE	LONGUEUR DE 24' (7,3m)
	JC15XX	2 1/2" X 6" (63,5mm X 152,4mm) COUVERCLE DE PLAQUE À PRESSION SUR MESURE	LONGUEUR DE 24' (7,3m)
	JC19XX	2 1/2" X 3/4" (63,5mm X 19mm) COUVERCLE ADAPTATEUR JC20XX	LONGUEUR DE 24' (7,3m)
	JC20XX	2 1/2" X 7" (63,5mm X 177,8mm) COUVERCLE DE PLAQUE À PRESSION SUR MESURE	LONGUEUR DE 24' (7,3m)
	JC57XX	5" X 2 1/2" (127mm X 63,5mm) COUVERCLE ADAPTATEUR JC20XX	LONGUEUR DE 24' (7,3m)
	JC31XX	2 1/2" X 6 3/4" (63,5mm X 171,5mm) COUVERCLE DE PLAQUE À PRESSION SUR MESURE	LONGUEUR DE 24' (7,3m)
	25254	2 1/2" X 6" (63,5mm X 152,4mm) COUVERCLE DE PLAQUE À PRESSION SUR MESURE	LONGUEUR DE 24' (7,3m)
	JC128	COUVERCLE DE PLAQUE À PRESSION AVEC PENTE DE 52°, 2 <sup>7</sup> / <sub>16</sub> " (62mm) DE PROFONDEUR	LONGUEUR DE 24' (7,3m)

NOTE: COMMANDE SPÉCIALE - COMMUNIQUEZ AVEC VOTRE REPRÉSENTANT ALUMICOR POUR CONNAÎTRE LES QUANTITÉS MINIMALES REQUISES

XX = AVAILABLE FINISHES: 00 - Mill Finish      28 - MBRZ ANOD .0007    41 - Anodisé Clair .0004    42 - DBRZ ANOD .0007  
57 - TLCHP Light CHPGN    59 - TEDRZ Extra Dark    71 - Anodisé Clair .0007    73 - Noir ANOD .0007  
75 - Bronze Léger .0007    76 - CHP ANOD .0007    09 - Fini Peinturé

# ThermaWall XTRM2600 Extreme Curtain Wall


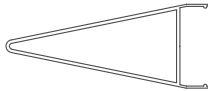

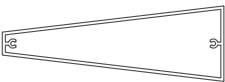




Couvercles à enclenchement traverse horizontale - Commande spéciale

PIÈCE	N° DE PIÈCE	DESCRIPTION	NOTES
	JC19	2 1/2" COUVERCLE ADAPTATEUR	LONGUEUR DE 24' (7,3m)
	JC001	2 - 1/2" x 8" COUVERCLE DE PLAQUE À PRESSION	LONGUEUR DE 24' (7,3m)
	JC131	COUVERCLE DE PALQUE À PRESSION SUR MESURE - PIÈCE AVANT	LONGUEUR DE 24' (7,3m)
	JC129	COUVERCLE DE PALQUE À PRESSION SUR MESURE - PIÈCE ARRIÈRE	LONGUEUR DE 24' (7,3m)
	JC1	50 x 63.5mm COUVERCLE DE PLAQUE À PRESSION	LONGUEUR DE 24' (7,3m)
	JC5	50 x 82.5mm COUVERCLE DE PLAQUE À PRESSION	LONGUEUR DE 24' (7,3m)
	JC17	1/2 x 2 1/2" COUVERCLE DE PLAQUE À PRESSION	LONGUEUR DE 24' (7,3m)
	JC62	COUVERCLE DE PLAQUE À PRESSION EN H	LONGUEUR DE 24' (7,3m)
	JC105	PLAQUE DE PRESSION D'ACCENT, 2 1/2" x 3/4"	LONGUEUR DE 24' (7,3m)
	JC106	2 1/2 x 8 1/2" COUVERCLE DE PLAQUE À PRESSION	LONGUEUR DE 24' (7,3m)
	JC107	2 1/2 x 9 1/2" COUVERCLE DE PLAQUE À PRESSION CONIQUE	LONGUEUR DE 24' (7,3m)

XX = AVAILABLE FINISHES: 00 - Mill Finish      28 - MBRZ ANOD .0007    41 - Anodisé Clair .0004    42 - DBRZ ANOD .0007  
 57 - TLCHP Light CHPGN    59 - TEDRZ Extra Dark    71 - Anodisé Clair .0007    73 - Noir ANOD .0007  
 75 - Bronze Léger .0007    76 - CHP ANOD .0007    09 - Fini Peinturé

# ThermaWall XTRM2600 Extreme Curtain Wall

Couvercles à enclenchement verticaux et traverse horizontale-Commande spéciale

PIÈCE	N° DE PIÈCE	DESCRIPTION	NOTES
	JC3XX	2 1/2" X 6" (63,5mm X 152,4mm) COUVERCLE DE PLAQUE À PRESSION	LONGUEUR DE 24' (7,3m)
	25251	2 1/2" X 6" (63,5mm X 152,4mm) COUVERCLE DE PLAQUE À PRESSION SUR MESURE	LONGUEUR DE 24' (7,3m)
	JC9XX	2 1/2" X 5" (63,5mm X 127mm) COUVERCLE DE PLAQUE À PRESSION	LONGUEUR DE 24' (7,3m)
	JC10XX	2 1/2" X 7 1/4" (63,5mm X 184,2mm) EXTENSION DE COUVERCLE DE PLAQUE À PRESSION	LONGUEUR DE 24' (7,3m)
	JC17XX	2 1/2" X 1/2" (63,5mm X 12,7mm) COUVERCLE DE PLAQUE À PRESSION	LONGUEUR DE 24' (7,3m)
	25252	2 1/2" X 3" (63,5mm X 76,2mm) COUVERCLE DE PLAQUE À PRESSION	LONGUEUR DE 24' (7,3m)
	JC44XX	2 1/2" X 2" (63,5mm X 50,8mm) COUVERCLE DE PLAQUE À PRESSION	LONGUEUR DE 24' (7,3m)
	JC45XX	2 1/2" X 2" (63,5mm X 50,8mm) COUVERCLE DE PLAQUE À PRESSION	LONGUEUR DE 24' (7,3m)

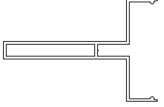


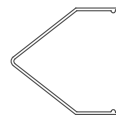






NOTE: COMMANDE SPÉCIALE - COMMUNIQUEZ AVEC VOTRE REPRÉSENTANT ALUMICOR POUR CONNAÎTRE LES QUANTITÉS MINIMALES REQUISES

XX = AVAILABLE FINISHES: 00 - Mill Finish      28 - MBRZ ANOD .0007    41 - Anodisé Clair .0004    42 - DBRZ ANOD .0007  
57 - TLCHP Light CHPGN    59 - TEDRZ Extra Dark    71 - Anodisé Clair .0007    73 - Noir ANOD .0007  
75 - Bronze Léger .0007    76 - CHP ANOD .0007    09 - Fini Peinturé

# ThermaWall XTRM2600 Extreme Curtain Wall

Support de vitrage,

Couvercles à enclenchement verticaux et traverse horizontale-Commande

PIÈCE	N° DE PIÈCE	DESCRIPTION	NOTES
	25253	2 1/2" X 3 3/4" (63,5mm X 95,3mm) COUVERCLE DE PLAQUE À PRESSION	LONGUEUR DE 24' (7,3m)
	JC53XX	5" X 2" (127mm X 50.8mm) COUVERCLE DE PLAQUE À PRESSION	LONGUEUR DE 24' (7,3m)
	JC54XX	5" X 3" (127mm X 76.2mm) COUVERCLE DE PLAQUE À PRESSION	LONGUEUR DE 24' (7,3m)
	JC56XX	2 1/2" X 2 1/2" (63,5mm X 63,5mm) COUVERCLE DE PLAQUE À PRESSION	LONGUEUR DE 24' (7,3m)
	2756300	SUPPORT DE VITRAGE POUR SYSTÈME DOUBLE VITRAGE À COUVERCLE À ENCLÈCHEMENT	LONGUEUR DE 5" (127mm) VENDU PAR PIÈCE
	2756800	SUPPORT DE VITRAGE POUR SYSTÈME TRIPLE VITRAGE À COUVERCLE À ENCLÈCHEMENT	LONGUEUR DE 8" (203.2mm) VENDU PAR PIÈCE
	2536300	SUPPORT DE VITRAGE POUR DOUBLE VITRAGE VSS SANS MÂCHOIRE UNIQUEMENT (FACE PLAT) 25300XX, 25325XX, 25330XX, 25301XX	LONGUEUR DE 5" (127mm) VENDU PAR PIÈCE
	2536400	SUPPORT DE VITRAGE POUR TRIPLE VITRAGE VSS SANS MÂCHOIRE UNIQUEMENT (FACE PLAT) 25300XX, 25325XX, 25330XX, 25301XX	LONGUEUR DE 8" (203,2mm) VENDU PAR PIÈCE
	2590500	SUPPORT DE VITRAGE POUR DOUBLE VITRAGE VSS / 2 PAR VITRE AVEC MÂCHOIRE UNIQUEMENT 2 PER LITE for MULLION 25750XX, 25782XX, 25808XX, 25769XX, 25749XX, 26303XX	5" (127mm)LONG MILL FINISH
	2590600	SUPPORT DE VITRAGE POUR TRIPLE VITRAGE VSS / 2 PAR VITRE AVEC MÂCHOIRE UNIQUEMENT 2 PER LITE for MULLION 25750XX, 25782XX, 25808XX, 25769XX, 25749XX, 26303XX	8" (203.2mm)LONG MILL FINISH

NOTE: COMMANDE SPÉCIALE - COMMUNIQUEZ AVEC VOTRE REPRÉSENTANT ALUMICOR POUR CONNAÎTRE LES QUANTITÉS MINIMALES REQUISES

XX = AVAILABLE FINISHES: 00 - Mill Finish



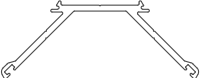


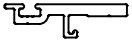


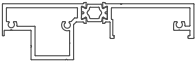

28 - MBRZ ANOD .0007 41 - Anodisé Clair .0004 42 - DBRZ ANOD .0007

57 - TLCHP Light CHPGN 59 - TEDRZ Extra Dark 71 - Anodisé Clair .0007 73 - Noir ANOD .0007

75 - Bronze Léger .0007 76 - CHP ANOD .0007 09 - Fini Peinturé

# ThermaWall XTRM2600 Extreme Curtain Wall

*Plaque à pression*

PIÈCE	N° DE PIÈCE	DESCRIPTION	NOTES
	2509000	2 1/2" (63,5mm) PLAQUE À PRESSION PERFORÉE JOINT SEC	UTILISER LA PIÈCE #25190XX POUR COMMANDER NON PERCÉE FINI D'USINE
	2524000	2 1/2" (63,5mm) PLAQUE À PRESSION PERFORÉE GARNITURE SEC	UTILISER LA PIÈCE #2534000 POUR COMMANDER NON PERCÉE FINI D'USINE
	2331100	PLAQUE À PRESSION POUR COIN À DE 90° GARNITURE SEC	LONGUEUR DE 24' (7,3m)
	2550901	2 1/2" (63,5mm) FIBERGLASS PLAQUE À PRESSION PERFORÉE GARNITURE SEC	LONGUEUR DE 24' (7,3m)
	2609000	GARNITURE POUR PLAQUE À PRESSION DE JOINT SUPERPOSÉ - TÊTE NON PERFORÉE	LONGUEUR DE 24' (7,3m)
	26095XX	1 3/8" (36,4mm) PLAQUE À PRESSION DE JOINT SUPERPOSÉ - TÊTE NON PERFORÉE	LONGUEUR DE 24' (7,3m)
	TW22862XX	GARNITURE DE FINITION EXTÉRIEURE POUR DOUBLE VITRAGE APPLICATION VSS	UTILISER AVEC BASE #TW2285001 LONGUEUR DE 24' (7,3m)
	TW22863XX	GARNITURE DE FINITION EXTÉRIEURE POUR TRIPLE VITRAGE APPLICATION VSS	UTILISER AVEC BASE #TW2285001 LONGUEUR DE 24' (7,3m)
	25480XX	ADAPTATEUR DE PORTE À BARRIÈRE THERMIQUE POUR DOUBLE VITRAGE	LONGUEUR DE 24' (7,3m)
	25481XX	ADAPTATEUR DE PORTE À BARRIÈRE THERMIQUE POUR TRIPLE VITRAGE	LONGUEUR DE 24' (7,3m)

XX = AVAILABLE FINISHES: 00 - Mill Finish


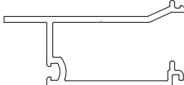


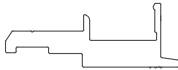
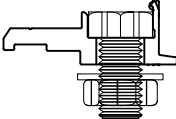




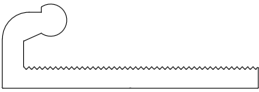
28 - MBRZ ANOD .0007 41 - Anodisé Clair .0004 42 - DBRZ ANOD .0007

57 - TLCHP Light CHPGN 59 - TEDRZ Extra Dark 71 - Anodisé Clair .0007 73 - Noir ANOD .0007

75 - Bronze Léger .0007 76 - CHP ANOD .0007 09 - Fini Peinturé

# ThermaWall XTRM2600 Extreme Curtain Wall

## Liste des pièces

PIÈCE	N° DE PIÈCE	DESCRIPTION	NOTES
	25787XX	ADAPTATEUR SIMPLE VITRAGE POUR SYSTÈME À DOUBLE VITRAGE À COUVERCLE À ENCLÈNEMENT	LONGUEUR DE 24' (7,3m)
	25788XX	ADAPTATEUR SIMPLE VITRAGE POUR SYSTÈME À TRIPLE VITRAGE À COUVERCLE À ENCLÈNEMENT	LONGUEUR DE 24' (7,3m)
	25792XX 2579200	ADAPTATEUR SIMPLE VITRAGE POUR SYSTÈME DOUBLE VITRAGE VSS	2579200 - FINITION DE MOULIN LONGUEUR DE 24' (7,3m)
	25793XX	ADAPTATEUR SIMPLE VITRAGE POUR SYSTÈME TRIPLE VITRAGE VSS	LONGUEUR DE 24' (7,3m)
	2500100	BLOC D'ANCRAGE	LONGUEUR DE 24' (7,3m)
	2590100	BLOC D'ANCRAGE 2600 SM COMPLET	VENDU PAR PIÈCE
	2055100	MAIN GAUCHE ASSEMBLAGE UNIFORMISÉ D'ANCRAGE	VENDU PAR PIÈCE
	2055000	MAIN DROITE ASSEMBLAGE UNIFORMISÉ D'ANCRAGE	VENDU PAR PIÈCE
	2051500	10" (254mm) PLAQUE D'ANCRAGE VERTICALE	No DE PIECE # 2002800 VENDU PAR PIÈCE
	2051000	10" (254mm) PLAQUE D'ANCRAGE VERTICALE	No DE PIECE # 2000100 VENDU PAR PIÈCE
	2754000	PLAQUE D'ANCRAGE	VENDU PAR PIÈCE

XX = AVAILABLE FINISHES: 00 - Mill Finish

28 - MBRZ ANOD .0007 41 - Anodisé Clair .0004 42 - DBRZ ANOD .0007







57 - TLCHP Light CHPGN 59 - TEDRZ Extra Dark 71 - Anodisé Clair .0007 73 - Noir ANOD .0007

75 - Bronze Léger .0007 76 - CHP ANOD .0007 09 - Fini Peinturé



# ThermaWall XTRM2600 Extreme Curtain Wall

## Liste des pièces

PIÈCE	N° DE PIÈCE	DESCRIPTION	NOTES
	2645103	3/8" (9.5mm) BARRIÈRE THERMIQUE	DUROMÈTRE PVC FLEXIBLE 75 ROULEAU DE 250' (76.2m)
	2680703	1/4" (6.35mm) BARRIÈRE THERMIQUE	ROULEAU DE 400' (121.9m)
	2244101	9/32" (7.11mm) BARRIÈRE THERMIQUE	DUROMÈTRE PVC FLEXIBLE 75 ROULEAU DE 300' (91.4m)
	2644103	1/8" (3.2mm) BARRIÈRE THERMIQUE	ROULEAU DE 400' (121.9m)
	2552903	FIBERGLASS PLAQUE À PRESSION PERFORÉE GARNITURE SEC	ROULEAU DE 250' (76.2m)
	2380101	1/2" (12.82mm) BARRIÈRE THERMIQUE	DOUBLE DUROMÈTRE EN PVC RIGIDE LONGUEUR DE 24' (7,3m)
	2681903	11/16" (17mm) BARRIÈRE THERMIQUE	DOUBLE DUROMÈTRE EN PVC RIGIDE LONGUEUR DE 24' (7,3m)
	JC6001	3/4" (19.5mm) BARRIÈRE THERMIQUE	DOUBLE DUROMÈTRE EN PVC RIGIDE LONGUEUR DE 24' (7,3m)
	2681803	1 - 1/16" (27mm) BARRIÈRE THERMIQUE	DOUBLE DUROMÈTRE EN PVC RIGIDE LONGUEUR DE 24' (7,3m)

XX = AVAILABLE FINISHES: 00 - Mill Finish





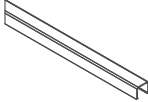
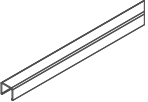
28 - MBRZ ANOD .0007 41 - Anodisé Clair .0004 42 - DBRZ ANOD .0007

57 - TLCHP Light CHPGN 59 - TEDRZ Extra Dark 71 - Anodisé Clair .0007 73 - Noir ANOD .0007

75 - Bronze Léger .0007 76 - CHP ANOD .0007 09 - Fini Peinturé

# ThermaWall XTRM2600 Extreme Curtain Wall

## Liste des pièces

PIÈCE	N° DE PIÈCE	DESCRIPTION	NOTES
	2770503	CALE D'ASSISE 1/4" X 3/8" X 5" (6,4mm X 9,5mm X 127mm) POUR VERRE SIMPLE EPDM NOIR	VENDU PAR PIÈCE
	2770603	CALE D'ASSISE 1/4" X 15/16" X 5" (6,4mm X 23,8mm X 127mm) POUR VERRE DOUBLE EPDM NOIR	VENDU PAR PIÈCE
	2250603	CALE D'APPUI 1/4" X 1 1/8" X 4" (6,4mm X 28,6mm X 101,6mm) NOIR SANTOPRENE	VENDU PAR PIÈCE
	2770703	CALE D'ASSISE 1/4" X 1 5/8" X 5" (6,4mm X 41,3mm X 127mm) POUR VERRE TRIPLE EPDM NOIR	VENDU PAR PIÈCE
	2770803	CALE D'APPUI EN SILICONE .25" x .938" x 5" (6,4mm X 23,8mm X 127mm)	VENDU PAR PIÈCE LONGUEUR DE 5" (127mm)
	2770903	CALE D'APPUI EN SILICONE .25" x .375" x 5" (6,4mm X 9,5mm X 127mm)	VENDU PAR PIÈCE LONGUEUR DE 5" (127mm)
	2771003	CALE D'APPUI EN SILICONE .25" x 1.625" x 5" (6,4mm X 41,3mm X 127mm)	VENDU PAR PIÈCE LONGUEUR DE 5" (127mm)
	2660803	COUVERCLE EN PVC POUR OREILLE DE LEVAGE DE CHEVAUCHEMENT GAUCHE PVC NOIR RIGIDE	VENDU PAR PIÈCE
	2660703	COUVERCLE EN PVC POUR OREILLE DE LEVAGE DE CHEVAUCHEMENT DROITE PVC NOIR RIGIDE	VENDU PAR PIÈCE
	2661003	COUVERCLE EN PVC POUR OREILLE DE LEVAGE D'ENFONCEMENT GAUCHE PVC NOIR RIGIDE	VENDU PAR PIÈCE
	2660903	COUVERCLE EN PVC POUR OREILLE DE LEVAGE D'ENFONCEMENT DROITE PVC NOIR RIGIDE	VENDU PAR PIÈCE

XX = AVAILABLE FINISHES: 00 - Mill Finish



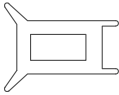
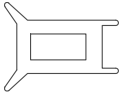


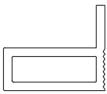
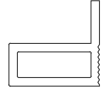


28 - MBRZ ANOD .0007 41 - Anodisé Clair .0004 42 - DBRZ ANOD .0007

57 - TLCHP Light CHPGN 59 - TEDRZ Extra Dark 71 - Anodisé Clair .0007 73 - Noir ANOD .0007

75 - Bronze Léger .0007 76 - CHP ANOD .0007 09 - Fini Peinturé

# ThermaWall XTRM2600 Extreme Curtain Wall

## Liste des pièces

PIÈCE	N° DE PIÈCE	DESCRIPTION	NOTES
	2660603	6" (152,4mm) COUVERCLE EN PVC POUR OREILLE DE LEVAGE DE JOINT SUPERPOSÉ PVC NOIR RIGIDE	VENDU PAR PIÈCE
	2661103	12" (304,8 mm) COUVERCLE EN PVC POUR OREILLE DE LEVAGE DE RAIL DE DÉPART PVC NOIR RIGIDE	VENDU PAR PIÈCE
	2571303	1 1/2" (38,1mm) BLOC DE COIN POUR INSTALLATION À DOUBLE VITRAGE EPDM NOIR	VENDU PAR PIÈCE
	2571503	2 1/4" (57,2mm) BLOC DE COIN POUR INSTALLATION À TRIPLE VITRAGE EPDM NOIR	VENDU PAR PIÈCE
	2571703	1 1/4" (31,8mm) EMBOUT D'EXTRÉMITÉ POUR VSS DOUBLE VITRAGE EPDM NOIR	VENDU PAR PIÈCE
	2571903	2" (50,8mm) EMBOUT D'EXTRÉMITÉ POUR VSS TRIPLE VITRAGE EPDM NOIR	VENDU PAR PIÈCE
	2552501	1/2" X 1 3/16" (12,7mm X 30,2mm) MOULURE DE REMPLISSAGE POUR DOUBLE VITRAGE PVC GRIS RIGIDE	VENDU PAR PIÈCE
	2551903	1/2" X 1 1/16" (12,7mm X 27mm) MOULURE DE REMPLISSAGE POUR À DOUBLE VITRAGE PVC NOIR RIGIDE	VENDU PAR PIÈCE
	2554903	1/2" X 1 13/16" (12,7mm X 46mm) MOULURE DE REMPLISSAGE POUR À TRIPLE VITRAGE PVC GRIS RIGIDE	VENDU PAR PIÈCE
	2555501	1/2" X 1 15/16" (12,7mm X 49,2mm) MOULURE DE REMPLISSAGE POUR À TRIPLE VITRAGE PVC NOIR RIGIDE	VENDU PAR PIÈCE

XX = AVAILABLE FINISHES: 00 - Mill Finish

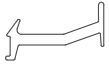
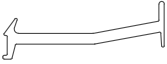


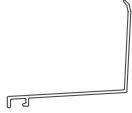




28 - MBRZ ANOD .0007 41 - Anodisé Clair .0004 42 - DBRZ ANOD .0007

57 - TLCHP Light CHPGN 59 - TEDRZ Extra Dark 71 - Anodisé Clair .0007 73 - Noir ANOD .0007

75 - Bronze Léger .0007 76 - CHP ANOD .0007 09 - Fini Peinturé

# ThermaWall XTRM2600 Extreme Curtain Wall

## Liste des pièces

PIÈCE	N° DE PIÈCE	DESCRIPTION	NOTES
	2680103	SUPPORT DE ROTATION DE JOINT SUPERPOSÉ 2600 POUR DOUBLE VITRAGE PVC NOIR RIGIDE	LONGUEUR DE 24' (7,3m)
	2680203	SUPPORT DE ROTATION DE JOINT SUPERPOSÉ 2600 POUR TRIPLE VITRAGE PVC NOIR RIGIDE	LONGUEUR DE 24' (7,3m)
	2660403	COUVERCLE DE JOINT SUPERPOSÉ DE DOUBLE VITRAGE PVC NOIR RIGIDE	LONGUEUR DE 24' (7,3m)
	2660503	COUVERCLE DE JOINT SUPERPOSÉ DE TRIPLE VITRAGE PVC NOIR RIGIDE	LONGUEUR DE 24' (7,3m)
	2680303	JOINT SUPERPOSÉ POUR SYSTÈME VSS BOUCLIER THERMIQUE PVC NOIR RIGIDE	LONGUEUR DE 24' (7,3m)
	2680403	JOINT SUPERPOSÉ POUR SYSTÈME TRIPLE VITRAGE VSS BOUCLIER THERMIQUE PVC NOIR RIGIDE	LONGUEUR DE 24' (7,3m)
	2680503	VSS ADAPTATEUR DE JOINT SUPERPOSÉ PVC NOIR RIGIDE	LONGUEUR DE 24' (7,3m)
	2680603	TRIPLE VITRAGE VSS ADAPTATEUR DE JOINT SUPERPOSÉ PVC NOIR RIGIDE	LONGUEUR DE 24' (7,3m)
	TW2285001	BASE POUR GARNITURE DE FINITION EXTÉRIEURE PVC GRIS	UTILISER AVEC #TW22862 LONGUEUR DE 24' (7,3m)

XX = AVAILABLE FINISHES: 00 - Mill Finish

28 - MBRZ ANOD .0007 41 - Anodisé Clair .0004 42 - DBRZ ANOD .0007

57 - TLCHP Light CHPGN 59 - TEDRZ Extra Dark 71 - Anodisé Clair .0007 73 - Noir ANOD .0007

75 - Bronze Léger .0007 76 - CHP ANOD .0007 09 - Fini Peinturé

# ThermaWall XTRM2600 Extreme Curtain Wall

## Liste des pièces

PIÈCE	N° DE PIÈCE	DESCRIPTION	NOTES
	2760703	JOINT ÉTANCHE À L'AIR POUR JOINT SUPERPOSÉ EPDM NOIR	ROULEAU DE 500' (152,4m)
	2555303	JOINT À BOUDIN ÉTANCHE À L'AIR POUR MENEAU EN DEUX SECTIONS EPDM NOIR	ROULEAU DE 350' (106,7m)
	2554203	GARNITURE DE VITRAGE EXTÉRIEUR EPDM NOIR	ROULEAU DE 250' (76,2m)
	2604103	GARNITURE DE VITRAGE EXTÉRIEUR EPDM NOIR	ROULEAU DE 500' (152,4m)
	2604003	GARNITURE DE VITRAGE INTÉRIEUR EPDM NOIR	ROULEAU DE 500' (152,4m)
	2760803	JOINT D'ÉTANCHÉITÉ DE BALAI DE PORTE EPDM NOIR	ROULEAU DE 250' (76,2m)
	2681203	GARNITURE POUR ADAPTEUR EXTÉRIEUR DU SYSTÈME VSS À DOUBLE VITRAGE PVC NOIR RIGIDE	LONGUEUR DE 24' (7,3m)
	2681303	GARNITURE POUR ADAPTEUR EXTÉRIEUR DU SYSTÈME VSS À TRIPLE VITRAGE PVC NOIR RIGIDE	LONGUEUR DE 24' (7,3m)
	2681403	GARNITURE INTÉRIEURE POUR ESPACEUR EN SILICONE PVC NOIR RIGIDE	ROULEAU DE 500' (152,4m)
	2681503	GARNITURE EXTÉRIEUR SILICONE NOIR	ROULEAU DE 250' (76,2m)
	2653403	1/4" SILICONE INTERIOR GLAZING GASKET	BLACK 60 DUROMETER ROULEAU DE 500' (152,4m)

XX = AVAILABLE FINISHES: 00 - Mill Finish      28 - MBRZ ANOD .0007    41 - Anodisé Clair .0004    42 - DBRZ ANOD .0007  
57 - TLCHP Light CHPGN    59 - TEDRZ Extra Dark    71 - Anodisé Clair .0007    73 - Noir ANOD .0007  
75 - Bronze Léger .0007    76 - CHP ANOD .0007    09 - Fini Peinturé

# ThermaWall XTRM2600 Extreme Curtain Wall

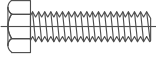





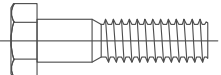




## Liste des pièces

PIÈCE	N° DE PIÈCE	DESCRIPTION	NOTES
	2252101	1/4 - 20 X 4" VIS À MÉTAUX À TÊTE RONDE VIS POUR PLAQUE À PRESSION	VENDU PAR PIÈCE
	7235101	#10 X 5/8" VIS AUTOTARAUDEUSE TEK2 À TÊTE RONDE POUR PANNEAU TYMPAN ET MOULURE DE REMPLISSAGE	VENDU PAR PIÈCE
	7224101	VIS STANDARD À TÊTE CYL. BOMBÉE TYPE A #10 X 2" EN ACIER	VENDU PAR PIÈCE
	7154101	VIS À TÊTE CYL. BOMBÉE TYPE A #10 X 2" POUR CONNEXION ATTACHE D'ASSEMBLAGE ET MENEAU	VENDU PAR PIÈCE
	7229501	#12 X 2" ASSEMBLAGE AUTO-TARAUDEUR À TÊTE HEXAGONALE	VENDU PAR PIÈCE
	7266101	#6 X 1/2" VIS À TÊTE RONDE AUTO-TARAUDEUSE POUR LANGUETTE DE CONTINUITÉ	VENDU PAR PIÈCE
	7227501	#12 X 3/4" HH RUSTPRO. VIS HEXAGONAL AVEC ENDUIT RENFORCÉ	VENDU PAR PIÈCE

XX = AVAILABLE FINISHES: 00 - Mill Finish      28 - MBRZ ANOD .0007    41 - Anodisé Clair .0004    42 - DBRZ ANOD .0007  
57 - TLCHP Light CHPGN    59 - TEDRZ Extra Dark    71 - Anodisé Clair .0007    73 - Noir ANOD .0007  
75 - Bronze Léger .0007    76 - CHP ANOD .0007    09 - Fini Peinturé

# ThermaWall XTRM2600 Extreme Curtain Wall

Liste des pièces (6  $\frac{5}{8}$ "

PIÈCE	N° DE PIÈCE	DESCRIPTION	NOTES
	7201804	Ø3/8" x 1 1/2" (9.5 x 38.1mm) VIS METAUX TETE HEXAGONALE VIS A TIGE DE LEVAGE EN ACIER INOXYDABLE	VENDU PAR PIÈCE
	7202104	RONDELLE PLATE Ø3 / 8 "RONDELLE DE LEVAGE ACIER INOXYDABLE	VENDU PAR PIÈCE
	7205301	RONDELLE DE VERROUILLAGE Ø3 / 8 " RONDELLE DE LEVAGE EN ACIER INOXYDABLE	VENDU PAR PIÈCE
	7200401	ECROU DE LEVAGE EN ACIER INOXYDABLE Ø3 / 8 "	VENDU PAR PIÈCE
	7237101	#10 x 1/2" (#10 X 12.7 mm) VIS DE PLAQUE BOLSTET ACIER ZINGUE PH TYPE B	400 PCS PAR PAQUET
	7201904	BOULON DE RÉGLAGE DE LA PISTE DE DÉMARRAGE EN ACIER INOXYDABLE Ø3 / 8 "x 1 1/2" (9,5 x 38,1 mm) HEX HEAD 304	VENDU PAR PIÈCE
	7152501	Ø1/2"-13 x 2" VIS À TÊTE HEXAGONALE GRADE 5 ACIER ZING BLANC	VENDU PAR PIÈCE
	7206301	RONDELLE DE VERROUILLAGE Ø1 / 2 " ACIER RONDELLE EN ACIER ZING BLANC	VENDU PAR PIÈCE
	7199401	Ø1/2" NUT STEEL ZINC PLATED ANCHOR BLOCK NUTECROU ANCRAGE Ø1 / 2 "ACIER ZINGUE	VENDU PAR PIÈCE
	2050500	RONDELLE DENTEE	VENDU PAR PIÈCE
	2605600	PORTE-RENFORT À MENEaux DE 6 5/8" PO	SOLD PER PIECE

XX = AVAILABLE FINISHES: 00 - Mill Finish

28 - MBRZ ANOD .0007 41 - Anodisé Clair .0004 42 - DBRZ ANOD .0007

57 - TLCHP Light CHPGN 59 - TEDRZ Extra Dark 71 - Anodisé Clair .0007 73 - Noir ANOD .0007

75 - Bronze Léger .0007 76 - CHP ANOD .0007 09 - Fini Peinturé