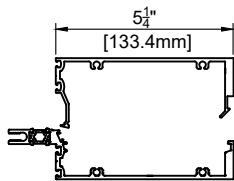


Parts list *Liste des pièces*

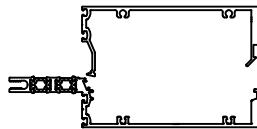
ThermaWall SM 2600

Thermally broken Split mullion curtain wall - Capped and SSG 2 1/2" (63.5mm) profile. Available in 5 1/4"(133.4mm) and 6 5/8"(168.3mm) depths.

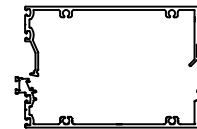
Mur-rideau à meneaux en deux sections avec bris thermique. VSS ou couvercles à enclenchement. Profilé de 2 1/2"(63,5mm). Disponibles en profondeur de 5 1/4"(133,4mm) et 6 5/8"(168,3mm).



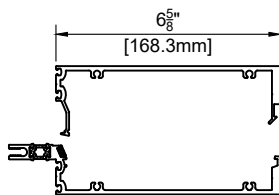
Capped double glazed
*Couvercles à enclenchement
double vitrage*



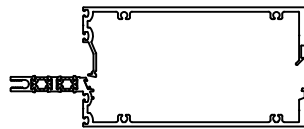
Capped triple glazed
*Couvercles à enclenchement
triple vitrage*



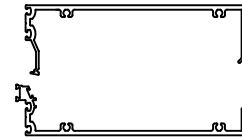
SSG
Système VSS



Capped double glazed
*Couvercles à enclenchement
double vitrage*



Capped triple glazed
*Couvercles à enclenchement
triple vitrage*

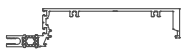
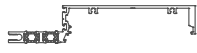


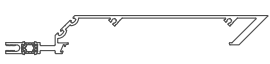


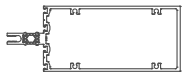
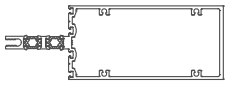
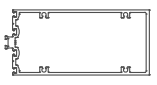
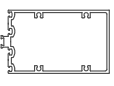


SSG
Système VSS

Parts list	1.1.201 - 1.1.221
Liste des pièces	1.1.222 - 1.1.242

ThermaWall SM 2600 - 5 1/4" back sections


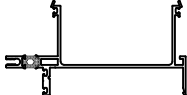

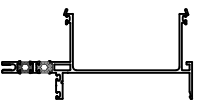

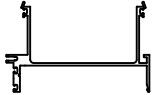


Split, Capped and SSG mullions

PART	PART NO.	DESCRIPTION	NOTES
	26347XX	2 1/2" X 5 1/4" (63.5mm X 133.4mm) FEMALE SPLIT MULLION - DOUBLE GLAZED	24 Ft STOCK LENGTH
	26348XX	2 1/2" X 5 1/4" (63.5mm X 133.4mm) FEMALE SPLIT MULLION - TRIPLE GLAZED	24 Ft STOCK LENGTH
	26470XX	2 1/2" X 5 1/4" (63.5mm X 133.4mm) SSG FEMALE SPLIT MULLION	24 Ft STOCK LENGTH
	26400XX	2 1/2" X 5 1/4" (63.5mm X 133.4mm) MALE SPLIT MULLION	24 Ft STOCK LENGTH
	26362XX	2 1/2" X 5 1/4" (63.5mm X 133.4mm) FEMALE SPLIT CORNER MULLION DOUBLE GLAZED	24 Ft STOCK LENGTH
	26200XX	2 1/2" X 5 1/4" (63.5mm X 133.4mm) FEMALE SPLIT CORNER MULLION SSG & TRIPLE CAPPED	24 Ft STOCK LENGTH
	26280XX	2 1/2" X 5 1/4" (63.5mm X 133.4mm) MALE SPLIT CORNER MULLION	24 Ft STOCK LENGTH
	26770XX	2 1/2" X 5 1/4" (63.5mm X 133.4mm) HORIZONTAL OR MULLION - DOUBLE GLAZED	24 Ft STOCK LENGTH
	26771XX	2 1/2" X 5 1/4" (63.5mm X 133.4mm) HORIZONTAL OR MULLION - TRIPLE GLAZED	24 Ft STOCK LENGTH
	26750XX	2 1/2" X 5 1/4" (63.5mm X 133.4mm) SSG HORIZONTAL OR MULLION	24 Ft STOCK LENGTH
	25747XX	2 1/2" X 4" (63.5mm x 101.6mm) HORIZONTAL - SSG SYSTEM	24 Ft STOCK LENGTH SPECIAL ORDER ONLY

XX = AVAILABLE FINISHES: 00 - Mill Finish 28 - MBRZ ANOD .0007 41 - CL ANOD .0004 42 - DBRZ ANOD .0007
57 - TLCHP Light CHPGN 59 - TEDRZ Extra Dark 71 - CL ANOD .0007 73 - BLK ANOD .0007
75 - LB ANOD .0007 76 - CHP ANOD .0007 09 - Painted

ThermaWall SM 2600 - 5 1/4" specific sections

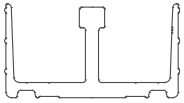
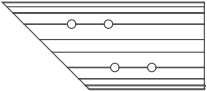


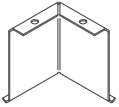





Stack joints

PART	PART NO.	DESCRIPTION	NOTES
	26332XX	5 1/4" (133.4mm) STACK JOINT SILL - DOUBLE GLAZED	24 Ft STOCK LENGTH
	26410XX	5 1/4" (133.4mm) STACK JOINT HEAD - DOUBLE GLAZED	24 Ft STOCK LENGTH
	26333XX	5 1/4" (133.4mm) STACK JOINT SILL - TRIPLE GLAZED	24 Ft STOCK LENGTH
	26412XX	5 1/4" (133.4mm) STACK JOINT HEAD - TRIPLE GLAZED	24 Ft STOCK LENGTH
	26321XX	5 1/4" (133.4mm) SSG STACK JOINT SILL	24 Ft STOCK LENGTH
	26357XX	5 1/4" (133.4mm) SSG STACK JOINT HEAD	24 Ft STOCK LENGTH
	26250XX	5" (127mm) STARTER SILL BASE	24 Ft STOCK LENGTH
	26257XX	5" (127mm) SNAP COVER	24 Ft STOCK LENGTH

XX = AVAILABLE FINISHES: 00 - Mill Finish 28 - MBRZ ANOD .0007 41 - CL ANOD .0004 42- DBRZ ANOD .0007
 57 - TLCHP Light CHPGN 59 - TEDRZ Extra Dark 71 - CL ANOD .0007 73 - BLK ANOD .0007
 75 - LB ANOD .0007 76 - CHP ANOD .0007 09 - Painted

ThermaWall SM 2600 - 5 1/4" specific sections


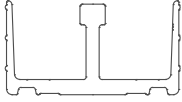
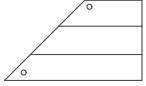
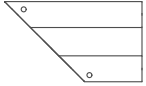
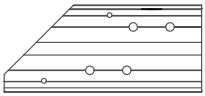
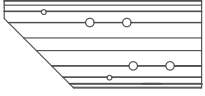
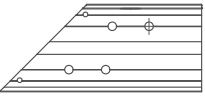
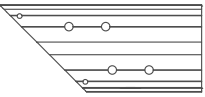
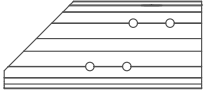
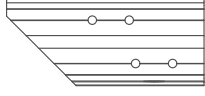
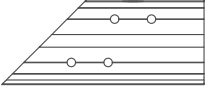
Parts list

PART	PART NO.	DESCRIPTION	NOTES
	2654941	6" (152.4mm) STARTER TRACK LIFTING LUG PERIMETER ENDS	SOLD PER PIECE
	2654841	9 5/8" (244.5mm) LIFTING LUG STARTER TRACK LEFT HAND RECESS @ 90° CORNER	SOLD PER PIECE
	2654641	LIFTING LUG STARTER TRACK 12" (304.8mm) LONG @ INTERSECTION	SOLD PER PIECE
	2690104	3" (76.2mm) LONG STANDARD CONTINUITY CLIP STAINLESS STEEL	SOLD PER PIECE
	2690204	2" (50.8mm) LONG EXTERIOR CONTINUITY CLIP @ 90° CORNER STAINLESS STEEL	SOLD PER PIECE
	2600400	4 1/4" (108mm) STANDARD BOLSTER PLATE	SOLD PER PIECE
	2600600	10" (254mm) RIGHT HAND BOLSTER PLATE @ 90° CORNER	SOLD PER PIECE
	2600500	10" (254mm) LEFT HAND BOLSTER PLATE @ 90° CORNER	SOLD PER PIECE
	2600841	4 1/2" (114.3mm) STARTER SILL END DAM	SOLD PER PIECE
	2600741	4" (101.6mm) LONG CHICKEN HEAD END DAM	SOLD PER PIECE

XX = AVAILABLE FINISHES: 00 - Mill Finish 28 - MBRZ ANOD .0007 41 - CL ANOD .0004 42 - DBRZ ANOD .0007
 57 - TLCHP Light CHPGN 59 - TEDRZ Extra Dark 71 - CL ANOD .0007 73 - BLK ANOD .0007
 75 - LB ANOD .0007 76 - CHP ANOD .0007 09 - Painted

ThermaWall SM 2600 - 5 1/4" specific sections








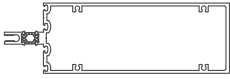


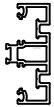
Parts list

PART	PART NO.	DESCRIPTION	NOTES
	2600100	3" (76.2mm) ALIGNMENT GUIDE	SOLD PER PIECE
	2654141	6" (152.4mm) STACK JOINT LIFTING LUG	SOLD PER PIECE
	2600300	6 1/2" (165.1mm) RIGHT HAND ALIGNMENT GUIDE @ 90° CORNER	SOLD PER PIECE
	2600200	6 1/2" (165.1mm) LEFT HAND ALIGNMENT GUIDE @ 90° CORNER	SOLD PER PIECE
	2654241	9 3/8" (238.1mm) LIFTING LUG RIGHT HAND OVERLAP @ 90° CORNER	SOLD PER PIECE
	2654341	9 3/8" (238.1mm) LIFTING LUG LEFT HAND OVERLAP @ 90° CORNER	SOLD PER PIECE
	2654441	9 5/8" (244.5mm) LIFTING LUG RIGHT HAND RECESS @ 90° CORNER	SOLD PER PIECE
	2654541	9 5/8" (244.5mm) LIFTING LUG LEFT HAND RECESS @ 90° CORNER	SOLD PER PIECE
	2656141	9 3/8" (238.1mm) LIFTING LUG STARTER TRACK RIGHT HAND OVERLAP @ 90° CORNER	SOLD PER PIECE
	2656241	9 3/8" (238.1mm) LIFTING LUG STARTER TRACK LEFT HAND OVERLAP @ 90° CORNER	SOLD PER PIECE
	2654741	9 5/8" (244.5mm) LIFTING LUG STARTER TRACK RIGHT HAND RECESS @ 90° CORNER	SOLD PER PIECE

XX = AVAILABLE FINISHES: 00 - Mill Finish 28 - MBRZ ANOD .0007 41 - CL ANOD .0004 42 - DBRZ ANOD .0007
 57 - TLCHP Light CHPGN 59 - TEDRZ Extra Dark 71 - CL ANOD .0007 73 - BLK ANOD .0007
 75 - LB ANOD .0007 76 - CHP ANOD .0007 09 - Painted

ThermaWall SM 2600 - 6 5/8" back sections




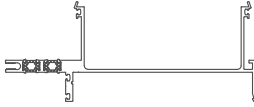




Split, Capped and SSG mullions

PART	PART NO.	DESCRIPTION	NOTES
	26440XX	2 1/2" X 6 5/8" (63.5mm X 168.3mm) FEMALE SPLIT MULLION - DOUBLE GLAZED	24 Ft STOCK LENGTH
	26445XX	2 1/2" X 6 5/8" (63.5mm X 168.3mm) FEMALE SPLIT MULLION - TRIPLE GLAZED	24 Ft STOCK LENGTH
	26475XX	2 1/2" X 6 5/8" (63.5mm X 168.3mm) FEMALE SPLIT MULLION	24 Ft STOCK LENGTH
	26450XX	2 1/2" X 6 5/8" (63.5mm X 168.3mm) MALE SPLIT MULLION	24 Ft STOCK LENGTH
	26365XX	2 1/2" X 6 5/8" (63.5mm X 168.3mm) FEMALE SPLIT CORNER MULLION DOUBLE GLAZED	24 Ft STOCK LENGTH
	26240XX	2 1/2" X 6 5/8" (63.5mm X 168.3mm) FEMALE SPLIT CORNER MULLION SSG & TRIPLE CAPPED	24 Ft STOCK LENGTH
	26285XX	2 1/2" X 6 5/8" (63.5mm X 168.3mm) MALE SPLIT CORNER MULLION	24 Ft STOCK LENGTH
	26775XX	2 1/2" X 6 5/8" (63.5mm X 168.3mm) HORIZONTAL OR MULLION - DOUBLE GLAZED	24 Ft STOCK LENGTH
	26776XX	2 1/2" X 6 5/8" (63.5mm X 168.3mm) HORIZONTAL OR MULLION - TRIPLE GLAZED	24 Ft STOCK LENGTH
	26301XX	2 1/2" X 6 5/8" (63.5mm X 168.3mm) SSG HORIZONTAL OR MULLION	24 Ft STOCK LENGTH
	26140XX	VENEER FRAME 2600 SER.	24 Ft STOCK LENGTH

XX = AVAILABLE FINISHES: 00 - Mill Finish 28 - MBRZ ANOD .0007 41 - CL ANOD .0004 42 - DBRZ ANOD .0007
 57 - TLCHP Light CHPGN 59 - TEDRZ Extra Dark 71 - CL ANOD .0007 73 - BLK ANOD .0007
 75 - LB ANOD .0007 76 - CHP ANOD .0007 09 - Painted

ThermaWall SM 2600 - 6 5/8" specific sections

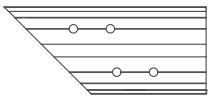

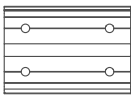

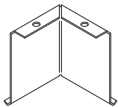

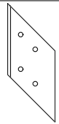
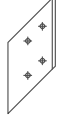


Stack joints

PART	PART NO.	DESCRIPTION	NOTES
	26335XX	6 5/8" (168.3mm) STACK JOINT SILL - DOUBLE GLAZED	24 Ft STOCK LENGTH
	26640XX	6 5/8" (168.3mm) STACK JOINT HEAD - DOUBLE GLAZED	24 Ft STOCK LENGTH
	26336XX	6 5/8" (168.3mm) STACK JOINT SILL - TRIPLE GLAZED	24 Ft STOCK LENGTH
	26642XX	6 5/8" (168.3mm) STACK JOINT HEAD - TRIPLE GLAZED	24 Ft STOCK LENGTH
	26325XX	6 5/8" (168.3mm) SSG STACK JOINT SILL	24 Ft STOCK LENGTH
	26355XX	6 5/8" (168.3mm) SSG STACK JOINT HEAD	24 Ft STOCK LENGTH
	26255XX	6 3/8" (162mm) STARTER SILL BASE	24 Ft STOCK LENGTH
	26620XX	6 3/8" (162mm) SNAP COVER	24 Ft STOCK LENGTH

XX = AVAILABLE FINISHES: 00 - Mill Finish 28 - MBRZ ANOD .0007 41 - CL ANOD .0004 42 - DBRZ ANOD .0007
 57 - TLCHP Light CHPGN 59 - TEDRZ Extra Dark 71 - CL ANOD .0007 73 - BLK ANOD .0007
 75 - LB ANOD .0007 76 - CHP ANOD .0007 09 - Painted

ThermaWall SM 2600 - 6 5/8" specific sections

Parts list

PART	PART NO.	DESCRIPTION	NOTES
	2657141	11 3/16" (284.2mm) LIFTING LUG STARTER TRACK @ CORNER LEFT HAND RECESS	SOLD PER PIECE
	2657541	12" (304.8mm) LIFTING LUG STARTER TRACK RECESS @ MULLION INTERSECTION	SOLD PER PIECE
	2655141	LIFTING LUG STARTER TRACK 6" (152.4mm) LONG @ PERIMETER ENDS	SOLD PER PIECE
	2690104	3" (76.2mm) LONG STANDARD CONTINUITY CLIP STAINLESS STEEL	SOLD PER PIECE
	2690204	2" (50.8mm) LONG EXTERIOR CONTINUITY CLIP @ 90° CORNER STAINLESS STEEL	SOLD PER PIECE
	2602200	5 5/8" (142.9mm) STANDARD BOLSTER PLATE	SOLD PER PIECE
	2602300	12" (304.8mm) RIGHT HAND BOLSTER PLATE @ 90° CORNER	SOLD PER PIECE
	2602400	12" (304.8mm) LEFT HAND BOLSTER PLATE @ 90° CORNER	SOLD PER PIECE
	2603241	5 7/8" (304.8mm) STARTER SILL END DAM	SOLD PER PIECE
	2603341	5 5/16" (135mm) CHICKEN HEAD END DAM	SOLD PER PIECE

XX = AVAILABLE FINISHES: 00 - Mill Finish

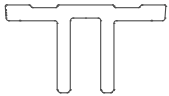
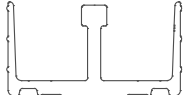
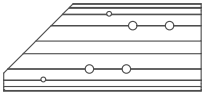
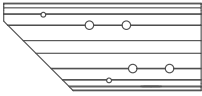
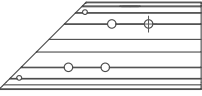
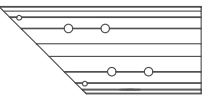
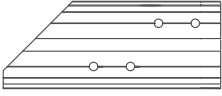
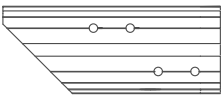
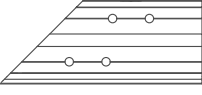
28 - MBRZ ANOD .0007 41 - CL ANOD .0004 42 - DBRZ ANOD .0007

57 - TLCHP Light CHPGN 59 - TEDRZ Extra Dark 71 - CL ANOD .0007 73 - BLK ANOD .0007

75 - LB ANOD .0007 76 - CHP ANOD .0007 09 - Painted

ThermaWall SM 2600 - 6 5/8" specific sections

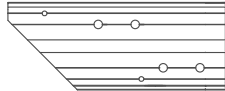
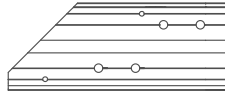
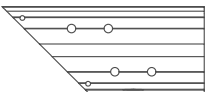
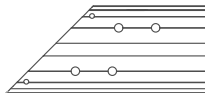
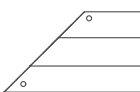
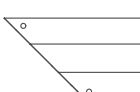
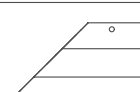
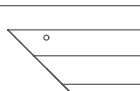
Parts list

PART	PART NO.	DESCRIPTION	NOTES
	2601200	3" (76.2mm) ALIGNMENT GUIDE	SOLD PER PIECE
	2655041	6" (152.4mm) STACK JOINT LIFTING LUG	SOLD PER PIECE
	2655241	12" (304.8mm) LIFTING LUG RIGHT HAND OVERLAP @ 90° CORNER	SOLD PER PIECE
	2655341	12" (304.8mm) LIFTING LUG LEFT HAND OVERLAP @ 90° CORNER	SOLD PER PIECE
	2655441	11 1/8" (282.6mm) LIFTING LUG RIGHT HAND RECESS @ 90° CORNER	SOLD PER PIECE
	2655541	11 1/8" (282.6mm) LIFTING LUG LEFT HAND RECESS @ 90° CORNER	SOLD PER PIECE
	2657441	12" (304.8mm) LIFTING LUG STARTER TRACK @ CORNER RIGHT HAND OVERLAP	SOLD PER PIECE
	2657341	12" (304.8mm) LIFTING LUG STARTER TRACK @ CORNER LEFT HAND OVERLAP	SOLD PER PIECE
	2657241	11 1/8" (282.6mm) LIFTING LUG STARTER TRACK @ CORNER RIGHT HAND RECESS	SOLD PER PIECE

XX = AVAILABLE FINISHES: 00 - Mill Finish 28 - MBRZ ANOD .0007 41 - CL ANOD .0004 42 - DBRZ ANOD .0007
 57 - TLCHP Light CHPGN 59 - TEDRZ Extra Dark 71 - CL ANOD .0007 73 - BLK ANOD .0007
 75 - LB ANOD .0007 76 - CHP ANOD .0007 09 - Painted

ThermaWall SM 2600 - 6 5/8" specific sections

Parts list

PART	PART NO.	DESCRIPTION	NOTES
	2655641	12 3/4" (323.9mm) LIFTING LUG RIGHT HAND OVERLAP @ 90° INSIDE CORNER	SOLD PER PIECE
	2655741	12 3/4" (323.9mm) LIFTING LUG LEFT HAND OVERLAP @ 90° INSIDE CORNER	SOLD PER PIECE
	2655841	11 1/8" (282.6mm) LIFTING LUG RIGHT HAND RECESS @ 90° INSIDE CORNER	SOLD PER PIECE
	2655941	11 1/8" (282.6mm) LIFTING LUG LEFT HAND RECESS @ 90° INSIDE CORNER	SOLD PER PIECE
	2601300	8 9/16" (217.5mm) RIGHT HAND ALIGNMENT GUIDE @ 90° CORNER	SOLD PER PIECE
	2601400	8 9/16" (217.5mm) LEFT HAND ALIGNMENT GUIDE @ 90° CORNER	SOLD PER PIECE
	2601600	9 1/4" (235mm) LEFT HAND ALIGNMENT GUIDE @ INSIDE 90° CORNER	SOLD PER PIECE
	2601700	9 1/4" (235mm) RIGHT HAND ALIGNMENT GUIDE @ INSIDE 90° CORNER	SOLD PER PIECE

XX = AVAILABLE FINISHES: 00 - Mill Finish










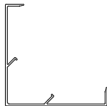

28 - MBRZ ANOD .0007 41 - CL ANOD .0004 42- DBRZ ANOD .0007

57 - TLCHP Light CHPGN 59 - TEDRZ Extra Dark 71 - CL ANOD .0007 73 - BLK ANOD .0007

75 - LB ANOD .0007 76 - CHP ANOD .0007 09 - Painted

ThermaWall SM 2600 - common sections

Stock caps

PART	PART NO.	DESCRIPTION	NOTES
	25050XX	2 1/2" X 3/4" (63.5mm X 19.1mm) PRESSURE PLATE COVER	24 Ft STOCK LENGTH
	25060XX	2 1/2" X 1" (63.5mm X 25.4mm) PRESSURE PLATE COVER	24 Ft STOCK LENGTH
	25070XX	2 1/2" X 1 1/4" (63.5mm X 31.8mm) PRESSURE PLATE COVER	24 Ft STOCK LENGTH
	25140XX	2 1/2" X 1 3/8" (63.5mm X 34.9mm) PRESSURE PLATE COVER	24 Ft STOCK LENGTH
	25150XX	2 1/2" X 1 3/4" (63.5mm X 44.5mm) PRESSURE PLATE COVER	24 Ft STOCK LENGTH
	25160XX	2 1/2" X 2" (63.5mm X 50.8mm) PRESSURE PLATE COVER	24 Ft STOCK LENGTH
	25170XX	2 1/2" X 2 1/2" (63.5mm X 63.5mm) PRESSURE PLATE COVER	24 Ft STOCK LENGTH
	25180XX	2 1/2" X 4" (63.5mm X 101.6mm) PRESSURE PLATE COVER	24 Ft STOCK LENGTH
	25250XX	5" X 3/4" (127mm X 19.1mm) PRESSURE PLATE COVER	24 Ft STOCK LENGTH
	23301XX	90° CORNER CAP	24 Ft STOCK LENGTH
	26050XX	STACK JOINT SILL SNAP CAP	24 Ft STOCK LENGTH

XX = AVAILABLE FINISHES: 00 - Mill Finish


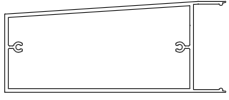

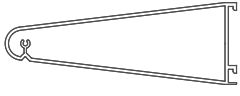

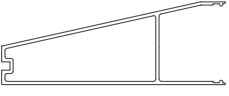
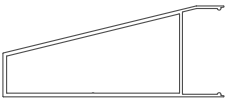
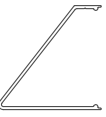
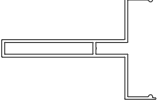


28 - MBRZ ANOD .0007 41 - CL ANOD .0004 42 - DBRZ ANOD .0007

57 - TLCHP Light CHPGN 59 - TEDRZ Extra Dark 71 - CL ANOD .0007 73 - BLK ANOD .0007

75 - LB ANOD .0007 76 - CHP ANOD .0007 09 - Painted

ThermaWall SM 2600 - common sections

Special order horizontal caps



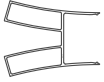




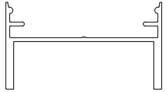
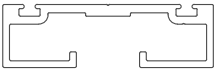


PART	PART NO.	DESCRIPTION	NOTES
	JC2XX	2 1/2" X 6" (63.5mm X 152.4mm) CUSTOM PRESSURE PLATE COVER	24 Ft STOCK LENGTH
	JC15XX	2 1/2" X 6" (63.5mm X 152.4mm) CUSTOM PRESSURE PLATE COVER	24 Ft STOCK LENGTH
	JC19XX	3/4" X 2 1/2" (19.1mm X 63.5mm) CAP ADAPTOR FOR JC20XX	24 Ft STOCK LENGTH
	JC20XX	2 1/2" X 7" (63.5mm X 177.8mm) CUSTOM PRESSURE PLATE COVER	24 Ft STOCK LENGTH
	JC57XX	5" X 2 1/2" (127mm X 63.5mm) CAP ADAPTOR FOR JC20XX	24 Ft STOCK LENGTH
	JC31XX	2 1/2" X 6 3/4" (63.5mm X 171.5mm) CUSTOM PRESSURE PLATE COVER	24 Ft STOCK LENGTH
	25254	2 1/2" X 6" (63.5mm X 152.4mm) CUSTOM PRESSURE PLATE COVER	24 Ft STOCK LENGTH
	JC128	52° SLOPED CAP - 62mm DEEP	24 Ft STOCK LENGTH
	25253	2 1/2" X 3 3/4" (63.5mm X 95.3mm) PRESSURE PLATE COVER	24 Ft STOCK LENGTH
	JC53XX	5" X 2" (127mm X 50.8mm) PRESSURE PLATE COVER	24 Ft STOCK LENGTH
	JC54XX	5" X 3" (127mm X 76.2mm) PRESSURE PLATE COVER	24 Ft STOCK LENGTH

NOTE: SPECIAL ORDER - CONTACT YOUR ALUMICOR REPRESENTATIVE FOR MINIMUM QUANTITIES

XX = AVAILABLE FINISHES: 00 - Mill Finish 28 - MBRZ ANOD .0007 41 - CL ANOD .0004 42- DBRZ ANOD .0007
 57 - TLCHP Light CHPGN 59 - TEDRZ Extra Dark 71 - CL ANOD .0007 73 - BLK ANOD .0007
 75 - LB ANOD .0007 76 - CHP ANOD .0007 09 - Painted

ThermaWall SM 2600 - common sections


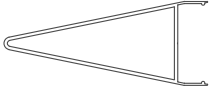

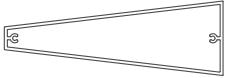




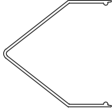

Special order horizontal caps

PART	PART NO.	DESCRIPTION	NOTES
	JC19	2 1/2" SNAP ON RETAINER FOR HOOK IN CAP	24' STOCK LENGTH
	JC001	2 - 1/2" x 8" CAP	24' STOCK LENGTH
	JC131	CUSTOM CAP - FRONT PIECE	24' STOCK LENGTH
	JC129	CUSTOM CAP - BACK PIECE	24' STOCK LENGTH
	JC1	50 x 63.5mm SNAP ON CAP	24' STOCK LENGTH
	JC5	50 x 82.5mm SNAP ON CAP	24' STOCK LENGTH
	JC17	1/2 x 2 1/2" SNAP ON CAP	24' STOCK LENGTH
	JC62	H SHAPE CAP	24' STOCK LENGTH
	JC105	ACCENT PRESSURE PLATE, 2 1/2" x 3/4"	24' STOCK LENGTH
	JC106	2 1/2 x 8 1/2" SNAP ON CAP	24' STOCK LENGTH
	JC107	2 1/2 x 9 1/2" CONE SHAPED CAP	24' STOCK LENGTH

XX = AVAILABLE FINISHES: 00 - Mill Finish 28 - MBRZ ANOD .0007 41 - CL ANOD .0004 42 - DBRZ ANOD .0007
 57 - TLCHP Light CHPGN 59 - TEDRZ Extra Dark 71 - CL ANOD .0007 73 - BLK ANOD .0007
 75 - LB ANOD .0007 76 - CHP ANOD .0007 09 - Painted

ThermaWall SM 2600 - common sections

Special order horizontal and vertical caps

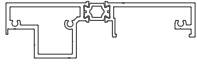
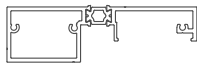

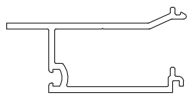

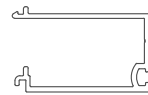

PART	PART NO.	DESCRIPTION	NOTES
	JC3XX	2 1/2" X 6" (63.5mm X 152.4mm) PRESSURE PLATE COVER	24 Ft STOCK LENGTH
	25251	2 1/2" X 6" (63.5mm X 152.4mm) CUSTOM PRESSURE PLATE COVER	24 Ft STOCK LENGTH
	JC9XX	2 1/2" X 5" (63.5mm X 127mm) PRESSURE PLATE COVER	24 Ft STOCK LENGTH
	JC10XX	2 1/2" X 7 1/4" (63.5mm X 184.2mm) PRESSURE PLATE COVER EXTENSION	24 Ft STOCK LENGTH
	JC17XX	2 1/2" X 1/2" (63.5mm X 12.7mm) PRESSURE PLATE COVER	24 Ft STOCK LENGTH
	25252	2 1/2" X 3" (63.5mm X 76.2mm) PRESSURE PLATE COVER	24 Ft STOCK LENGTH
	JC44XX	2 1/2" X 2" (63.5mm X 50.8mm) PRESSURE PLATE COVER	24 Ft STOCK LENGTH
	JC45XX	2 1/2" X 2" (63.5mm X 50.8mm) PRESSURE PLATE COVER	24 Ft STOCK LENGTH
	JC56XX	2 1/2" X 2 1/2" (63.5mm X 63.5mm) PRESSURE PLATE COVER	24 Ft STOCK LENGTH
	JC61	4" x 3/4" CAP	24 Ft STOCK LENGTH

NOTE: SPECIAL ORDER - CONTACT YOUR ALUMICOR REPRESENTATIVE FOR MINIMUM QUANTITIES

XX = AVAILABLE FINISHES: 00 - Mill Finish 28 - MBRZ ANOD .0007 41 - CL ANOD .0004 42- DBRZ ANOD .0007
 57 - TLCHP Light CHPGN 59 - TEDRZ Extra Dark 71 - CL ANOD .0007 73 - BLK ANOD .0007
 75 - LB ANOD .0007 76 - CHP ANOD .0007 09 - Painted

ThermaWall SM 2600 - common sections

Special order horizontal and vertical caps


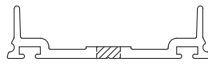

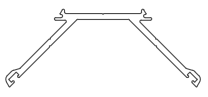




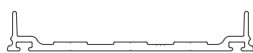


PART	PART NO.	DESCRIPTION	NOTES
	25480XX	THERMALLY BROKEN DOOR ADAPTER FOR DOUBLE GLAZED	24 Ft STOCK LENGTH
	25481XX	THERMALLY BROKEN DOOR ADAPTER FOR TRIPLE GLAZED	24 Ft STOCK LENGTH
	25787XX	SINGLE GLAZING ADAPTER FOR DOUBLE GLAZED SYSTEM CAPPED	24 Ft STOCK LENGTH
	25788XX	SINGLE GLAZING ADAPTOR FOR TRIPLE GLAZED SYSTEM CAPPED	24 Ft STOCK LENGTH
	25792XX 2579200	SINGLE GLAZING ADAPTOR FOR DOUBLE GLAZED SYSTEM SSG	2579200 - MILL FINISH 24 Ft STOCK LENGTH
	25793XX	SINGLE GLAZING ADAPTOR FOR TRIPLE GLAZED SYSTEM SSG	24 Ft STOCK LENGTH
	TW2285001	EXTERIOR TRIM BASE GREY PVC	24 Ft STOCK LENGTH

NOTE: SPECIAL ORDER - CONTACT YOUR ALUMICOR REPRESENTATIVE FOR MINIMUM QUANTITIES

XX = AVAILABLE FINISHES: 00 - Mill Finish 28 - MBRZ ANOD .0007 41 - CL ANOD .0004 42- DBRZ ANOD .0007
 57 - TLCHP Light CHPGN 59 - TEDRZ Extra Dark 71 - CL ANOD .0007 73 - BLK ANOD .0007
 75 - LB ANOD .0007 76 - CHP ANOD .0007 09 - Painted

ThermaWall SM 2600 - common sections








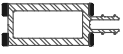
Pressure plates

PART	PART NO.	DESCRIPTION	NOTES
	2509000	2 1/2" (63.5mm) PUNCHED PRESSURE PLATE DRY SEAL	USE PART #25190XX TO ORDER WITHOUT PRE-PUNCHED HOLES MILL FINISH
	2524000	2 1/2" (63.5mm) PUNCHED PRESSURE PLATE DRY SEAL	USE PART #2534000 TO ORDER WITHOUT PRE-PUNCHED HOLES MILL FINISH
	2527000	5" (127mm) PUNCHED PRESSURE PLATE DRY SEAL	USE PART #25370XX TO ORDER WITHOUT PRE-PUNCHED HOLES MILL FINISH
	2331100	90° PRESSURE PLATE SNAPS FIT WITH 23301XX	24 Ft STOCK LENGTH
	2550901	2 1/2" (63.5mm) FIBERGLASS PRESSURE PLATE PUNCHED	24 Ft STOCK LENGTH
	2552903	GASKET FOR FIBERGLASS PRESSURE PLATE	500' PER ROLL
	2609000	1 7/8" (48.4mm) STACK JOINT NON PUNCHED PRESSURE PLATE	24 Ft STOCK LENGTH
	26095XX	1 3/8" (36.4mm) STACK JOINT HEAD PPLT NON PUNCHED	24 Ft STOCK LENGTH
	JC121	4" (101.6mm) PUNCH PRESSURE PLATE, DRY SEAL	24 Ft STOCK LENGTH
	TW22862XX	EXTERIOR TRIM DOUBLE GLAZED FOR SSG APPLICATIONS	USE WITH BASE #TW2285001 24 Ft STOCK LENGTH
	TW22863XX	EXTERIOR TRIM TRIPLE GLAZED FOR SSG APPLICATIONS	USE WITH BASE #TW2285001 24 Ft STOCK LENGTH

XX = AVAILABLE FINISHES: 00 - Mill Finish 28 - MBRZ ANOD .0007 41 - CL ANOD .0004 42 - DBRZ ANOD .0007
 57 - TLCHP Light CHPGN 59 - TEDRZ Extra Dark 71 - CL ANOD .0007 73 - BLK ANOD .0007
 75 - LB ANOD .0007 76 - CHP ANOD .0007 09 - Painted

ThermaWall SM 2600 - common sections

Parts list

PART	PART NO.	DESCRIPTION	NOTES
	2645103	3/8" (9.5mm) THERMAL BARRIER	FLEXIBLE PVC, 75 DUROMETER 250' (76.2m) PER ROLL
	2680703	1/4" (6.35mm) THERMAL BARRIER	FLEXIBLE PVC, 75 DUROMETER 400' (121.9m) PER ROLL
	2244101	9/32" (7.11mm) THERMAL BARRIER	FLEXIBLE PVC, 75 DUROMETER 300' (91.4m) PER ROLL
	2644103	1/8" (3.2mm) THERMAL BREAK BLACK FLEXIBLE PVC	FLEXIBLE PVC, 75 DUROMETER 400' (121.9m) PER ROLL
	2380101	1/2" (12.82mm) THERMAL BARRIER	RIGID PVC - DUAL DUROMETER 24 Ft STOCK LENGTH
	2681903	11/16" (17mm) THERMAL BARRIER	RIGID PVC - DUAL DUROMETER 24 Ft STOCK LENGTH
	JC6001	3/4" (19.5mm) THERMAL BARRIER	RIGID PVC - DUAL DUROMETER 24 Ft STOCK LENGTH
	2681803	1 - 1/16" (27mm) THERMAL BARRIER	RIGID PVC - DUAL DUROMETER 24 Ft STOCK LENGTH

XX = AVAILABLE FINISHES: 00 - Mill Finish







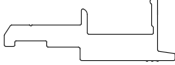
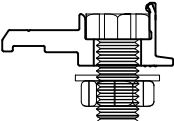


28 - MBRZ ANOD .0007 41 - CL ANOD .0004 42- DBRZ ANOD .0007

57 - TLCHP Light CHPGN 59 - TEDRZ Extra Dark 71 - CL ANOD .0007 73 - BLK ANOD .0007

75 - LB ANOD .0007 76 - CHP ANOD .0007 09 - Painted

ThermaWall SM 2600 - common sections

Parts list

PART	PART NO.	DESCRIPTION	NOTES
	2756300	GLASS SUPPORT FOR DOUBLE GLAZED CAPPED 2 PER LITE	5" (127mm) LONG SOLD PER PIECE
	2756800	GLASS SUPPORT FOR TRIPLE GLAZED CAPPED 2 PER LITE	8" (203.2mm) LONG SOLD PER PIECE
	2590500	GLASS SUPPORT FOR DOUBLE GLAZED SSG MULLION WITH JAWS ONLY 2 PER LITE for MULLION 25750XX, 25782XX, 25808XX, 25769XX, 25749XX, 26303XX	5" (127mm) LONG SOLD PER PIECE
	2590600	GLASS SUPPORT FOR TRIPLE GLAZED SSG MULLION WITH JAWS ONLY 2 PER LITE for MULLION 25750XX, 25782XX, 25808XX, 25769XX, 25749XX, 26303XX	8" (203.2mm) LONG SOLD PER PIECE
	2536300	GLASS SUPPORT FOR DOUBLE GLAZED SSG MULLION WITHOUT JAWS ONLY (FLAT FACE) for 25300XX, 25325XX, 25330XX, 25301XX	5" (127mm) LONG SOLD PER PIECE
	2536400	GLASS SUPPORT FOR TRIPLE GLAZED SSG MULLION WITHOUT JAWS ONLY (FLAT FACE) for 25300XX, 25325XX, 25330XX, 25301XX	8" (203.2mm) LONG SOLD PER PIECE
	2500100	ANCHOR BLOCK	24 Ft STOCK LENGTH
	2590100	ANCHOR BLOCK ASSEMBLY	SOLD PER PIECE
	2055100	LEFT HAND UNITIZED ANCHOR ASSEMBLY	SOLD PER PIECE
	2055000	RIGHT HAND UNITIZED ANCHOR ASSEMBLY	SOLD PER PIECE

XX = AVAILABLE FINISHES: 00 - Mill Finish


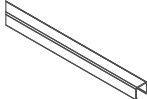
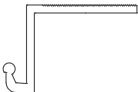
28 - MBRZ ANOD .0007 41 - CL ANOD .0004 42- DBRZ ANOD .0007

57 - TLCHP Light CHPGN 59 - TEDRZ Extra Dark 71 - CL ANOD .0007 73 - BLK ANOD .0007

75 - LB ANOD .0007 76 - CHP ANOD .0007 09 - Painted

ThermaWall SM 2600 - common sections




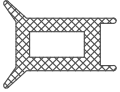
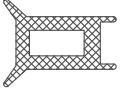
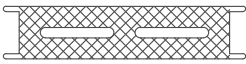
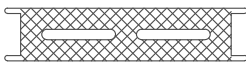
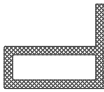
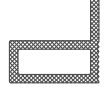


Parts list

PART	PART NO.	DESCRIPTION	NOTES
	2770503	SETTING BLOCK 1/4" X 3/8" X 5" (6.4mm X 23.8mm X 127mm) FOR SINGLE GLAZED CAPPED AND SSG 2 PER LITE	EPDM BLACK 85 DUROMETER PVC SOLD PER PIECE
	2770603	SETTING BLOCK 1/4" X 15/16" X 5" (6.4mm X 23.8mm X 127mm) FOR DOUBLE GLAZED CAPPED AND SSG 2 PER LITE	EPDM BLACK 85 DUROMETER PVC SOLD PER PIECE
	2770703	SETTING BLOCK 1/4" X 1 5/8" X 5" (6.4mm X 41.3mm X 127mm) FOR TRIPLE GLAZED SSG AND CAPPED 2 PER LITE	EPDM BLACK 85 DUROMETER PVC SOLD PER PIECE
	2770803	SETTING BLOCK SILICONE .25" x .938" x 5" (6,4mm X 23,8mm X 127mm)	SOLD PER PIECE
	2770903	SETTING BLOCK SILICONE .25" x .375" x 5" (6,4mm X 9,5mm X 127mm)	SOLD PER PIECE
	2771003	SETTING BLOCK SILICONE .25" x 1.625" x 5" (6,4mm X 41,3mm X 127mm)	SOLD PER PIECE
	2660803	LEFT HAND OVERLAP LIFTING LUG PVC COVER BLACK RIGID PVC	SOLD PER PIECE
	2660703	RIGHT HAND OVERLAP LIFTING LUG PVC COVER BLACK RIGID PVC	SOLD PER PIECE
	2661003	LEFT HAND RECESS LIFTING LUG PVC COVER BLACK RIGID PVC	SOLD PER PIECE
	2660903	RIGHT HAND RECESS LIFTING LUG PVC COVER BLACK RIGID PVC	SOLD PER PIECE
	JCU01 (S-22971)	ANCHOR PLATE - SLAB FACE HOOK STYLE	SOLD PER PIECE

XX = AVAILABLE FINISHES: 00 - Mill Finish 28 - MBRZ ANOD .0007 41 - CL ANOD .0004 42- DBRZ ANOD .0007
 57 - TLCHP Light CHPGN 59 - TEDRZ Extra Dark 71 - CL ANOD .0007 73 - BLK ANOD .0007
 75 - LB ANOD .0007 76 - CHP ANOD .0007 09 - Painted

ThermaWall SM 2600 - common sections



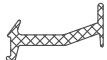







Parts list

PART	PART NO.	DESCRIPTION	NOTES
	2051500	10" (254mm) VERTICAL ANCHOR PLATE FACE OF SLAB	SOLD PER PIECE USE PART# 2002800
	2051000	10" (254mm) VERTICAL ANCHOR PLATE TOP OF SLAB	SOLD PER PIECE USE PART# 2000100
	2754000	ANCHOR PLATE FACE OF SLAB	SOLD PER PIECE
	2571303	CORNER PLUG FOR DOUBLE GLAZED CAPPED APPLICATION EPDM BLACK 1 1/2" (38.1mm) LONG	SOLD PER PIECE
	2571503	CORNER PLUG FOR TRIPLE GLAZED CAPPED APPLICATION EPDM BLACK 2 1/4" (57.1mm) LONG	SOLD PER PIECE
	2571703	END PLUG FOR SSG DOUBLE GLAZED EPDM BLACK 1 1/4" (31.8mm) LONG	SOLD PER PIECE
	2571903	END PLUG FOR SSG TRIPLE GLAZED EPDM BLACK 2" (50.8mm) LONG	SOLD PER PIECE
	2552501	1/2" X 1 3/16" (12.7mm X 30.2mm) POCKET FILLER FOR DOUBLE GLAZED APPLICATION RIGID GREY PVC	USE WITH NO EXTERIOR FLASHING & 1/16" (1.6mm) MEMBRANE SOLD PER PIECE
	2551903	1/2" X 1 1/16" (12.7mm X 27mm) POCKET FILLER FOR DOUBLE GLAZED APPLICATION RIGID BLACK PVC	USE WITH 1/8" (3.2mm) EXTERIOR FLASHING & 1/16" (1.6mm) MEMBRANE SOLD PER PIECE
	2554903	1/2" X 1 13/16" (12.7mm X 46mm) POCKET FILLER FOR TRIPLE GLAZED APPLICATION RIGID BLACK PVC	USE WITH 1/8" (3.2mm) EXTERIOR FLASHING & 1/16" (1.6mm) MEMBRANE SOLD PER PIECE
	2555501	1/2" X 1 15/16" (12.7mm X 49.2mm) POCKET FILLER FOR TRIPLE GLAZED APPLICATION GREY RIGID PVC	USE WITH 1/8" (3.2mm) EXTERIOR FLASHING & 1/16" (1.6mm) MEMBRANE SOLD PER PIECE

XX = AVAILABLE FINISHES: 00 - Mill Finish 28 - MBRZ ANOD .0007 41 - CL ANOD .0004 42- DBRZ ANOD .0007
 57 - TLCHP Light CHPGN 59 - TEDRZ Extra Dark 71 - CL ANOD .0007 73 - BLK ANOD .0007
 75 - LB ANOD .0007 76 - CHP ANOD .0007 09 - Painted

ThermaWall SM 2600 - common sections

Parts list

PART	PART NO.	DESCRIPTION	NOTES
	2660603	6" (152.4mm) STANDARD LIFTING LUG PVC COVER BLACK RIGID PVC	SOLD PER PIECE
	2661103	12" (304.8mm) STARTER TRACK LIFTING LUG PVC COVER BLACK RIGID PVC	SOLD PER PIECE
	2680103	STACK JOINT ROTATON SUPPORT BLACK RIGID PVC	24 Ft STOCK LENGTH
	2680203	TRIPLE GLAZED STACK JOINT ROTATON SUPPORT BLACK RIGID PVC	24 Ft STOCK LENGTH
	2660403	STACK JOINT COVER BLACK RIGID PVC	24 Ft STOCK LENGTH
	2660503	TRIPLE GLAZED STACK JOINT COVER BLACK RIGID PVC	24 Ft STOCK LENGTH
	2680303	SSG STACK JOINT THERMAL SHIELD BLACK RIGID PVC	24 Ft STOCK LENGTH
	2680403	TRIPLE GLAZED SSG STACK JOINT THERMAL SHIELD BLACK RIGID PVC	24 Ft STOCK LENGTH
	2680503	SSG STACK JOINT ADAPTOR BLACK RIGID PVC	24 Ft STOCK LENGTH
	2680603	TRIPLE GLAZED SSG STACK JOINT ADAPTOR BLACK RIGID PVC	24 Ft STOCK LENGTH

XX = AVAILABLE FINISHES: 00 - Mill Finish




28 - MBRZ ANOD .0007 41 - CL ANOD .0004 42- DBRZ ANOD .0007

57 - TLCHP Light CHPGN 59 - TEDRZ Extra Dark 71 - CL ANOD .0007 73 - BLK ANOD .0007

75 - LB ANOD .0007 76 - CHP ANOD .0007 09 - Painted

ThermaWall SM 2600 - common sections

Parts list

PART	PART NO.	DESCRIPTION	NOTES
	2681203	EXTERIOR GASKET ADAPTOR FOR DOUBLE GLAZED SYSTEM SSG BLACK RIGID PVC	24 Ft STOCK LENGTH
	2681303	EXTERIOR GASKET ADAPTOR FOR TRIPLE GLAZED SYSTEM SSG BLACK RIGID PVC	24 Ft STOCK LENGTH
	2760703	STACK JOINT AIR SEAL GASKET BLACK EPDM	500' (152.4m) PER ROLL
	2555303	SPLIT MULLION AIR SEAL BULB GASKET BLACK EPDM	350' (106.7m) PER ROLL
	2554203	EXTERIOR GLAZING GASKET BLACK EPDM	250' (76.2m) PER ROLL
	2653403	SILICONE INTERIOR GLAZING GASKET BLACK EPDM	500' (152.4m) PER ROLL
	2760803	SWEEP GASKET BLACK EPDM	250' (76.2m) PER ROLL
	2681403	INTERIOR SPACER SILICONE GASKET BLACK RIGID PVC	500' (152.4m) PER ROLL
	2681503	SSG EXTERIOR DRY SEAL GASKET BLACK	250' (76.2m) PER ROLL

XX = AVAILABLE FINISHES: 00 - Mill Finish









28 - MBRZ ANOD .0007 41 - CL ANOD .0004 42- DBRZ ANOD .0007

57 - TLCHP Light CHPGN 59 - TEDRZ Extra Dark 71 - CL ANOD .0007 73 - BLK ANOD .0007

75 - LB ANOD .0007 76 - CHP ANOD .0007 09 - Painted

ThermaWall SM 2600 - common sections





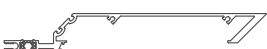



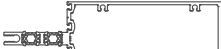


Parts list

PART	PART NO.	DESCRIPTION	NOTES
	2252101	1/4 - 20 X 3/4" RHS MACHINE SCREW PRESSURE PLATE SCREW	SOLD PER PIECE
	7235101	#10 X 5/8" PHS TEK2 SELF DRILLING SCREW BACK PAN AND POCKET FILLER SCREW	SOLD PER PIECE
	7224101	#12 X 1 1/2" PHS TYPE A STANDARD STEEL	SOLD PER PIECE
	7154101	#10 X 2" PHS TYPE A INTERMEDIATE HORIZONTAL SCREW	SOLD PER PIECE
	7229501	#12 X 2" HEX HEAD SELF DRILLING/ SELF TAPPING ASSEMBLY	SOLD PER PIECE
	7266101	#6 X 1/2" PH SELF DRILLING SCREW CONTINUITY CLIP SCREW	SOLD PER PIECE
	7227501	#12 X 3/4" HH RUSTPRO. COATED BOLSTER PLATE SCREW	SOLD PER PIECE
	2050500	SERRATED WASHER MILL	SOLD PER PIECE

XX = AVAILABLE FINISHES: 00 - Mill Finish 28 - MBRZ ANOD .0007 41 - CL ANOD .0004 42 - DBRZ ANOD .0007
 57 - TLCHP Light CHPGN 59 - TEDRZ Extra Dark 71 - CL ANOD .0007 73 - BLK ANOD .0007
 75 - LB ANOD .0007 76 - CHP ANOD .0007 09 - Painted

ThermaWall SM 2600 - 5 1/4" traverses ou meneaux


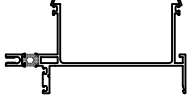

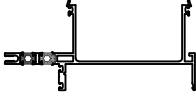




Demi-meneau, Couvertres à enclenchement et VSS

PIÈCE	N° DE PIÈCE	DESCRIPTION	NOTES
	26347XX	2 1/2" X 5 1/4" (63,5mm X 133,4mm) DEMI-MENEAU FEMELLE – DOUBLE VITRAGE	LONGUEUR DE 24' (7,3m)
	26348XX	2 1/2" X 5 1/4" (63,5mm X 133,4mm) DEMI-MENEAU FEMELLE – TRIPLE VITRAGE	LONGUEUR DE 24' (7,3m)
	26470XX	2 1/2" X 5 1/4" (63,5mm X 133,4mm) DEMI-MENEAU FEMELLE	LONGUEUR DE 24' (7,3m)
	26400XX	2 1/2" X 5 1/4" (63,5mm X 133,4mm) DEMI-MENEAU MÂLE	LONGUEUR DE 24' (7,3m)
	26362XX	2 1/2" X 5 1/4" (63,5mm X 133,4mm) DEMI-MENEAU FEMELLE DOUBLE VITRAGE	LONGUEUR DE 24' (7,3m)
	26200XX	2 1/2" X 5 1/4" (63,5mm X 133,4mm) DEMI-MENEAU FEMELLE DE COIN	LONGUEUR DE 24' (7,3m)
	26280XX	2 1/2" X 5 1/4" (63,5mm X 133,4mm) DEMI-MENEAU MÂLE DE COIN	LONGUEUR DE 24' (7,3m)
	26770XX	2 1/2" X 5 1/4" (63,5mm X 133,4mm) TRAVERSE OU MENEAU – DOUBLE VITRAGE	LONGUEUR DE 24' (7,3m)
	26771XX	2 1/2" X 5 1/4" (63,5mm X 133,4mm) TRAVERSE OU MENEAU – TRIPLE VITRAGE	LONGUEUR DE 24' (7,3m)
	26750XX	2 1/2" X 5 1/4" (63,5mm X 133,4mm) TRAVERSE OU MENEAU	LONGUEUR DE 24' (7,3m)
	25747XX	2 1/2" X 4" (63,5mm X 101,6mm) TRAVERSE OU MENEAU - SYSTÈME SSG	LONGUEUR DE 24' (7,3m) SUR COMMANDE SPÉCIALE SEULEMENT

XX = AVAILABLE FINISHES: 00 - Mill Finish 28 - MBRZ ANOD .0007 41 - Anodisé Clair .0004 42 - DBRZ ANOD .0007
57 - TLCHP Light CHPGN 59 - TEDRZ Extra Dark 71 - Anodisé Clair .0007 73 - Noir ANOD .0007
75 - Bronze Léger .0007 76 - CHP ANOD .0007 09 - Fini Peinturé

ThermaWall SM 2600 - 5 1/4" sections spécifiques

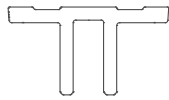
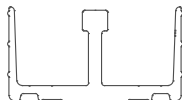
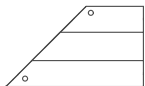
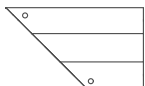
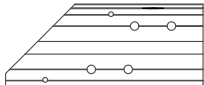
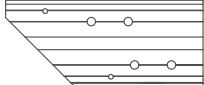
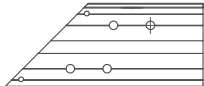
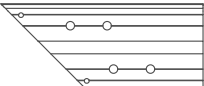
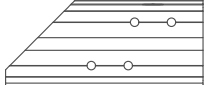
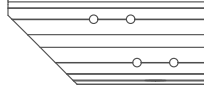
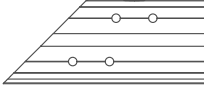
Expansion pour

PIÈCE	N° DE PIÈCE	DESCRIPTION	NOTES
	26332XX	5 1/4" (133,4mm) JOINT SUPERPOSÉ AUTOBLOQUANT BASE - DOUBLE VITRAGE	LONGUEUR DE 24' (7,3m)
	26410XX	5 1/4" (133,4mm) JOINT SUPERPOSÉ AUTOBLOQUANT TÊTE - DOUBLE VITRAGE	LONGUEUR DE 24' (7,3m)
	26333XX	5 1/4" (133,4mm) JOINT SUPERPOSÉ AUTOBLOQUANT BASE - TRIPLE VITRAGE	LONGUEUR DE 24' (7,3m)
	26412XX	5 1/4" (133,4mm) JOINT SUPERPOSÉ AUTOBLOQUANT TÊTE - TRIPLE VITRAGE	LONGUEUR DE 24' (7,3m)
	26321XX	5 1/4" (133,4mm) JOINT SUPERPOSÉ AUTOBLOQUANT - SEUIL	LONGUEUR DE 24' (7,3m)
	26357XX	5 1/4" (133,4mm) JOINT SUPERPOSÉ AUTOBLOQUANT - TÊTE	LONGUEUR DE 24' (7,3m)
	26250XX	5" (127mm) RECOUVREMENT TÊTE ET BASE DE DÉPART	LONGUEUR DE 24' (7,3m)
	26257XX	5" (127mm) RECOUVREMENT TÊTE	LONGUEUR DE 24' (7,3m)

XX = AVAILABLE FINISHES: 00 - Mill Finish 28 - MBRZ ANOD .0007 41 - Anodisé Clair .0004 42 - DBRZ ANOD .0007
 57 - TLCHP Light CHPGN 59 - TEDRZ Extra Dark 71 - Anodisé Clair .0007 73 - Noir ANOD .0007
 75 - Bronze Léger .0007 76 - CHP ANOD .0007 09 - Fini Peinturé

ThermaWall SM 2600 - 5 1/4" sections spécifiques

Liste des pièces

PIÈCE	N° DE PIÈCE	DESCRIPTION	NOTES
	2600100	3" (76.2mm) GUIDE D'OREILLE DE LEVAGE DE JOINT SUPERPOSÉ	VENDU PAR PIÈCE
	2654141	6" (152.4mm) OREILLE DE LEVAGE DE JOINT SUPERPOSÉ	VENDU PAR PIÈCE
	2600300	6 1/2" (165.1mm) GUIDE D'ALIGNEMENT DROIT À COIN À 90°	VENDU PAR PIÈCE
	2600200	6 1/2" (165.1mm) GUIDE D'ALIGNEMENT GAUCHE À COIN À 90°	VENDU PAR PIÈCE
	2654241	9 3/8" (238.1mm) CHEVAUCHEMENT D'OREILLE DE LEVAGE DROITE À COIN À 90°	VENDU PAR PIÈCE
	2654341	9 3/8" (238.1mm) CHEVAUCHEMENT D'OREILLE DE LEVAGE GAUCHE À COIN À 90°	VENDU PAR PIÈCE
	2654441	9 5/8" (244.5mm) ENFONCEMENT D'OREILLE DE LEVAGE DROITE À COIN À 90°	VENDU PAR PIÈCE
	2654541	9 5/8" (244.5mm) ENFONCEMENT D'OREILLE DE LEVAGE GAUCHE À COIN À 90°	VENDU PAR PIÈCE
	2656141	9 3/8" (238.1mm) CHEVAUCHEMENT DE RAIL DE DÉPART D'OREILLE DE LEVAGE DROITE À COIN À 90°	VENDU PAR PIÈCE
	2656241	9 3/8" (238.1mm) CHEVAUCHEMENT DE RAIL DE DÉPART D'OREILLE DE LEVAGE GAUCHE À COIN À 90°	VENDU PAR PIÈCE
	2654741	9 5/8" (244.5mm) ENFONCEMENT DE RAIL DE DÉPART D'OREILLE DE LEVAGE DROITE À COIN À 90°	VENDU PAR PIÈCE

XX = AVAILABLE FINISHES: 00 - Mill Finish

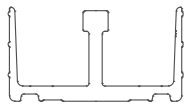
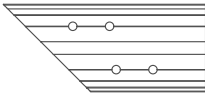


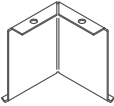

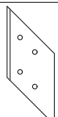
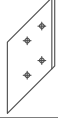


28 - MBRZ ANOD .0007 41 - Anodisé Clair .0004 42 - DBRZ ANOD .0007

57 - TLCHP Light CHPGN 59 - TEDRZ Extra Dark 71 - Anodisé Clair .0007 73 - Noir ANOD .0007

75 - Bronze Léger .0007 76 - CHP ANOD .0007 09 - Fini Peinturé

ThermaWall SM 2600 - 5 1/4" sections spécifiques

Liste des pièces

PIÈCE	N° DE PIÈCE	DESCRIPTION	NOTES
	2654941	6" (152.4mm) RAIL DE DÉPART OREILLE DE LEVAGE	VENDU PAR PIÈCE
	2654841	9 5/8" (244.5mm) ENFONCEMENT DE RAIL DE DÉPART D'OREILLE DE LEVAGE GAUCHE À COIN À 90°	VENDU PAR PIÈCE
	2654641	RAIL DE DÉPART D'OREILLE DE LEVAGE LONGUEUR DE 12"(304,8mm) À L'INTERSECTION	VENDU PAR PIÈCE
	2690104	3" (76.2mm) LONG ATTACHE DE CONTINUITÉ STANDARD EN ACIER INOXYDABLE	VENDU PAR PIÈCE
	2690204	2" (50.8mm) ATTACHE DE CONTINUITÉ EXTÉRIEURE À COIN À 90° ACIER INOXYDABLE	VENDU PAR PIÈCE
	2600400	4 1/4" (108mm) PLAQUE DE SOUTIEN STANDARD – THERMAWALL 2600 FINI USINÉ	VENDU PAR PIÈCE
	2600600	10" (254mm) PLAQUE DE SOUTIEN DROITE À COIN À 90°	VENDU PAR PIÈCE
	2600500	10" (254mm) PLAQUE DE SOUTIEN GAUCHE À COIN À 90°	VENDU PAR PIÈCE
	2600841	4 1/2" (114.3mm) PLAQUE D'EXTRÉMITÉ DE BASE DE DÉPART	VENDU PAR PIÈCE
	2600741	4" (101.6mm) PLAQUE D'EXTRÉMITÉ DE PATTE MONTANTE AVEC JOINT	VENDU PAR PIÈCE

XX = AVAILABLE FINISHES: 00 - Mill Finish








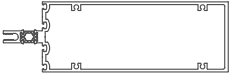



28 - MBRZ ANOD .0007 41 - Anodisé Clair .0004 42 - DBRZ ANOD .0007

57 - TLCHP Light CHPGN 59 - TEDRZ Extra Dark 71 - Anodisé Clair .0007 73 - Noir ANOD .0007

75 - Bronze Léger .0007 76 - CHP ANOD .0007 09 - Fini Peinturé

ThermaWall SM 2600 - 6 5/8" traverses ou meneaux




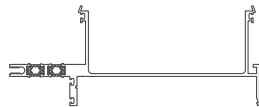




Demi-meneau, Couvertles à enclenchement et VSS

PIÈCE	N° DE PIÈCE	DESCRIPTION	NOTES
	26440XX	2 1/2" X 6 5/8" (63,5mm X 168,3mm) DEMI-MENEAU FEMELLE – DOUBLE VITRAGE	LONGUEUR DE 24' (7,3m)
	26445XX	2 1/2" X 6 5/8" (63,5mm X 168,3mm) DEMI-MENEAU FEMELLE – TRIPLE VITRAGE	LONGUEUR DE 24' (7,3m)
	26475XX	2 1/2" X 6 5/8" (63,5mm X 168,3mm) DEMI-MENEAU FEMELLE	LONGUEUR DE 24' (7,3m)
	26450XX	2 1/2" X 6 5/8" (63,5mm X 168,3mm) DEMI-MENEAU MÂLE	LONGUEUR DE 24' (7,3m)
	26365XX	2 1/2" X 6 5/8" (63,5mm X 168,3mm) DEMI-MENEAU FEMELLE – DOUBLE VITRAGE	LONGUEUR DE 24' (7,3m)
	26240XX	2 1/2" X 6 5/8" (63,5mm X 168,3mm) DEMI-MENEAU FEMELLE DE COIN	LONGUEUR DE 24' (7,3m)
	26285XX	2 1/2" X 6 5/8" (63,5mm X 168,3mm) DEMI-MENEAU MÂLE DE COIN	LONGUEUR DE 24' (7,3m)
	26775XX	2 1/2" X 6 5/8" (63,5mm X 168,3mm) TRAVERSE OU MENEAU – DOUBLE VITRAGE	LONGUEUR DE 24' (7,3m)
	26776XX	2 1/2" X 6 5/8" (63,5mm X 168,3mm) TRAVERSE OU MENEAU – TRIPLE VITRAGE	LONGUEUR DE 24' (7,3m)
	26301XX	2 1/2" X 6 5/8" (63,5mm X 168,3mm) TRAVERSE OU MENEAU	LONGUEUR DE 24' (7,3m)
	26140XX	CADRE DE PLACAGE 2600 SER.	LONGUEUR DE 24' (7,3m)

XX = AVAILABLE FINISHES: 00 - Mill Finish 28 - MBRZ ANOD .0007 41 - Anodisé Clair .0004 42 - DBRZ ANOD .0007
57 - TLCHP Light CHPGN 59 - TEDRZ Extra Dark 71 - Anodisé Clair .0007 73 - Noir ANOD .0007
75 - Bronze Léger .0007 76 - CHP ANOD .0007 09 - Fini Peinturé

ThermaWall SM 2600 - 6 5/8" sections spécifiques


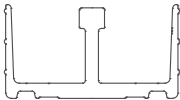
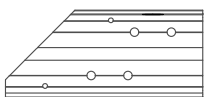
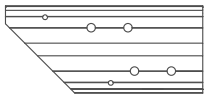
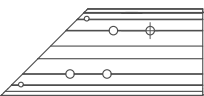
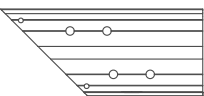
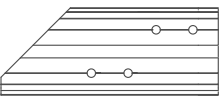
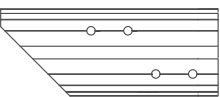
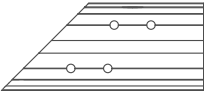
Expansion pour

PIÈCE	N° DE PIÈCE	DESCRIPTION	NOTES
	26335XX	6 5/8" (168,3mm) JOINT SUPERPOSÉ AUTOBLOQUANT BASE - DOUBLE VITRAGE	LONGUEUR DE 24' (7,3m)
	26640XX	6 5/8" (168,3mm) JOINT SUPERPOSÉ AUTOBLOQUANT TÊTE - DOUBLE VITRAGE	LONGUEUR DE 24' (7,3m)
	26336XX	6 5/8" (168,3mm) JOINT SUPERPOSÉ AUTOBLOQUANT BASE - TRIPLE VITRAGE	LONGUEUR DE 24' (7,3m)
	26642XX	6 5/8" (168,3mm) JOINT SUPERPOSÉ AUTOBLOQUANT TÊTE - TRIPLE VITRAGE	LONGUEUR DE 24' (7,3m)
	26325XX	6 5/8" (168,3mm) JOINT SUPERPOSÉ AUTOBLOQUANT - SEUIL	LONGUEUR DE 24' (7,3m)
	26355XX	6 5/8" (168,3mm) JOINT SUPERPOSÉ AUTOBLOQUANT - TÊTE	LONGUEUR DE 24' (7,3m)
	26255XX	6 3/8" (162mm) RECOUVREMENT TÊTE ET BASE DE DÉPART	LONGUEUR DE 24' (7,3m)
	26620XX	6 3/8" (162mm) RECOUVREMENT TÊTE	LONGUEUR DE 24' (7,3m)

XX = AVAILABLE FINISHES: 00 - Mill Finish 28 - MBRZ ANOD .0007 41 - Anodisé Clair .0004 42 - DBRZ ANOD .0007
57 - TLCHP Light CHPGN 59 - TEDRZ Extra Dark 71 - Anodisé Clair .0007 73 - Noir ANOD .0007
75 - Bronze Léger .0007 76 - CHP ANOD .0007 09 - Fini Peinturé

ThermaWall SM 2600 - 6 5/8" sections spécifiques

Liste des pièces

PIÈCE	N° DE PIÈCE	DESCRIPTION	NOTES
	2601200	3" (76.2mm) GUIDE D'OREILLE DE LEVAGE DE JOINT SUPERPOSÉ	VENDU PAR PIÈCE
	2655041	6" (152.4mm) OREILLE DE LEVAGE DE JOINT SUPERPOSÉ	VENDU PAR PIÈCE
	2655241	12" (304.8mm) CHEVAUCHEMENT D'OREILLE DE LEVAGE DROITE À COIN À 90°	VENDU PAR PIÈCE
	2655341	12" (304.8mm) CHEVAUCHEMENT D'OREILLE DE LEVAGE GAUCHE À COIN À 90°	VENDU PAR PIÈCE
	2655441	11 1/8" (282.6mm) TENON DE LEVAGE ENCASTRÉ DROIT POUR COIN 90°	VENDU PAR PIÈCE
	2655541	11 1/8" (282.6mm) TENON DE LEVAGE ENCASTRÉ GAUCHE POUR COIN 90°	VENDU PAR PIÈCE
	2657441	12" (304.8mm) CHEVAUCHEMENT DE RAIL DE DÉPART D'OREILLE DE LEVAGE DROITE À COIN À 90°	VENDU PAR PIÈCE
	2657341	12" (304.8mm) CHEVAUCHEMENT DE RAIL DE DÉPART D'OREILLE DE LEVAGE GAUCHE À COIN À 90°	VENDU PAR PIÈCE
	2657241	11 1/8" (282.6mm) ENFONCEMENT DE RAIL DE DÉPART D'OREILLE DE LEVAGE DROITE À COIN À 90°	VENDU PAR PIÈCE

XX = AVAILABLE FINISHES: 00 - Mill Finish

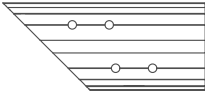

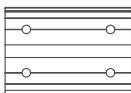

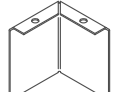

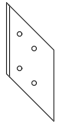
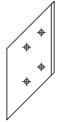


28 - MBRZ ANOD .0007 41 - Anodisé Clair .0004 42 - DBRZ ANOD .0007

57 - TLCHP Light CHPGN 59 - TEDRZ Extra Dark 71 - Anodisé Clair .0007 73 - Noir ANOD .0007

75 - Bronze Léger .0007 76 - CHP ANOD .0007 09 - Fini Peinturé

ThermaWall SM 2600 - 6 5/8" sections spécifiques

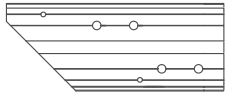
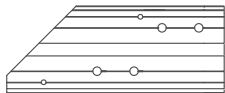
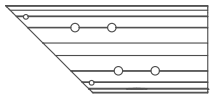
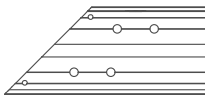
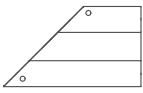
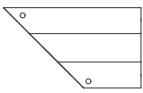
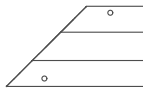
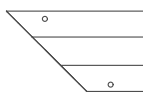
Liste des pièces

PIÈCE	N° DE PIÈCE	DESCRIPTION	NOTES
	2657141	11 3/16" (284.2mm) ENFONCEMENT DE RAIL DE DÉPART D'OREILLE DE LEVAGE GAUCHE À COIN À 90°	VENDU PAR PIÈCE
	2657541	RAIL DE DÉPART D'OREILLE DE LEVAGE LONGUEUR DE 12" (304,8mm) À L'INTERSECTION	VENDU PAR PIÈCE
	2655141	RAIL DE DÉPART D'OREILLE DE LEVAGE LONGUEUR DE 6" (152,4mm) À L'INTERSECTION	VENDU PAR PIÈCE
	2690104	LONGUEUR DE 3" (76,2mm) ATTACHE DE CONTINUITÉ STANDARD	VENDU PAR PIÈCE
	2690204	2" (50.8mm) ATTACHE DE CONTINUITÉ EXTÉRIEURE À COIN À 90°	VENDU PAR PIÈCE
	2602200	4 1/4" (108mm) PLAQUE DE SOUTIEN STANDARD THERMAWALL 2600 FINI D'USINE	VENDU PAR PIÈCE
	2602300	12" (304.8mm) PLAQUE DE SOUTIEN DROITE À COIN À 90°	VENDU PAR PIÈCE
	2602400	12" (304.8mm) PLAQUE DE SOUTIEN GAUCHE À COIN À 90°	VENDU PAR PIÈCE
	2603241	5 7/8" (304.8mm) PLAQUE D'EXTRÉMITÉ DE BASE DE DÉPART	VENDU PAR PIÈCE
	2603341	5 5/16" (135mm) PLAQUE D'EXTRÉMITÉ DE PATTE MONTANTE AVEC JOINT	VENDU PAR PIÈCE

XX = AVAILABLE FINISHES: 00 - Mill Finish 28 - MBRZ ANOD .0007 41 - Anodisé Clair .0004 42 - DBRZ ANOD .0007
 57 - TLCHP Light CHPGN 59 - TEDRZ Extra Dark 71 - Anodisé Clair .0007 73 - Noir ANOD .0007
 75 - Bronze Léger .0007 76 - CHP ANOD .0007 09 - Fini Peinturé

ThermaWall SM 2600 - 6 5/8" sections spécifiques

Liste des pièces

PIÈCE	N° DE PIÈCE	DESCRIPTION	NOTES
	2655641	12 3/4" (323.9mm) CHEVAUCHEMENT D'OREILLE DE LEVAGE DROITE À COIN À 90°	VENDU PAR PIÈCE
	2655741	12 3/4" (323.9mm) CHEVAUCHEMENT D'OREILLE DE LEVAGE GAUCHE À COIN À 90°	VENDU PAR PIÈCE
	2655841	11 1/8" (282.6mm) ENFONCEMENT D'OREILLE DE LEVAGE DROITE À COIN À 90°	VENDU PAR PIÈCE
	2655941	11 1/8" (282.6mm) ENFONCEMENT D'OREILLE DE LEVAGE GAUCHE À COIN À 90°	VENDU PAR PIÈCE
	2601300	8 9/16" (217.5mm) GUIDE D'ALIGNEMENT DROIT À COIN À 90°	VENDU PAR PIÈCE
	2601400	8 9/16" (217.5mm) GUIDE D'ALIGNEMENT GAUCHE À COIN À 90°	VENDU PAR PIÈCE
	2601600	9 1/4" (235mm) GUIDE D'ALIGNEMENT GAUCHE À COIN À 90°	VENDU PAR PIÈCE
	2601700	9 1/4" (235mm) GUIDE D'ALIGNEMENT DROIT À COIN À 90°	VENDU PAR PIÈCE

XX = AVAILABLE FINISHES: 00 - Mill Finish










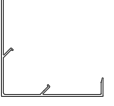

28 - MBRZ ANOD .0007 41 - Anodisé Clair .0004 42 - DBRZ ANOD .0007

57 - TLCHP Light CHPGN 59 - TEDRZ Extra Dark 71 - Anodisé Clair .0007 73 - Noir ANOD .0007

75 - Bronze Léger .0007 76 - CHP ANOD .0007 09 - Fini Peinturé

ThermaWall SM 2600 - sections communes

Couvercles à enclenchement

PIÈCE	N° DE PIÈCE	DESCRIPTION	NOTES
	25050XX	2 1/2" X 3/4" (63,5mm X 19,1mm) COUVERCLE DE PLAQUE À PRESSION	LONGUEUR DE 24' (7,3m)
	25060XX	2 1/2" X 1" (63,5mm X 25,4mm) COUVERCLE DE PLAQUE À PRESSION	LONGUEUR DE 24' (7,3m)
	25070XX	2 1/2" X 1 1/4" (63,5mm X 31,8mm) COUVERCLE DE PLAQUE À PRESSION	LONGUEUR DE 24' (7,3m)
	25140XX	2 1/2" X 1 3/8" (63,5mm X 34,9mm) COUVERCLE DE PLAQUE À PRESSION	LONGUEUR DE 24' (7,3m)
	25150XX	2 1/2" X 1 3/4" (63,5mm X 44,5mm) COUVERCLE DE PLAQUE À PRESSION	LONGUEUR DE 24' (7,3m)
	25160XX	2 1/2" X 2" (63,5mm X 50,8mm) COUVERCLE DE PLAQUE À PRESSION	LONGUEUR DE 24' (7,3m)
	25170XX	2 1/2" X 2 1/2" (63,5mm X 63,5mm) COUVERCLE DE PLAQUE À PRESSION	LONGUEUR DE 24' (7,3m)
	25180XX	2 1/2" X 4" (63,5mm X 101,6mm) COUVERCLE DE PLAQUE À PRESSION	LONGUEUR DE 24' (7,3m)
	25250XX	5" X 3/4" (127mm X 19,1mm) COUVERCLE DE PLAQUE À PRESSION	LONGUEUR DE 24' (7,3m)
	23301XX	COUVERCLE POUR COIN À 90°	LONGUEUR DE 24' (7,3m)
	26050XX	COUVERCLE À ENCLÈCHEMENT DE JOINT SUPERPOSÉ – BASE	LONGUEUR DE 24' (7,3m)

XX = AVAILABLE FINISHES: 00 - Mill Finish




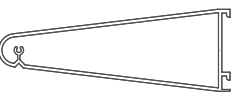

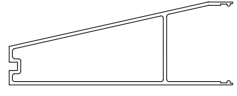
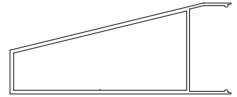

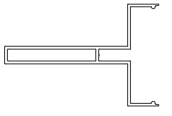


28 - MBRZ ANOD .0007 41 - Anodisé Clair .0004 42 - DBRZ ANOD .0007

57 - TLCHP Light CHPGN 59 - TEDRZ Extra Dark 71 - Anodisé Clair .0007 73 - Noir ANOD .0007

75 - Bronze Léger .0007 76 - CHP ANOD .0007 09 - Fini Peinturé

ThermaWall SM 2600 - sections communes

Couvercles à enclenchement traverse horizontale - Commande spéciale

PIÈCE	N° DE PIÈCE	DESCRIPTION	NOTES
	JC2XX	2 1/2" X 6" (63,5mm X 152,4mm) COUVERCLE DE PLAQUE À PRESSION SUR MESURE	LONGUEUR DE 24' (7,3m)
	JC15XX	2 1/2" X 6" (63,5mm X 152,4mm) COUVERCLE DE PLAQUE À PRESSION SUR MESURE	LONGUEUR DE 24' (7,3m)
	JC19XX	3/4" X 2 1/2" (19,1mm X 63,5mm) COUVERCLE ADAPTATEUR JC20XX	LONGUEUR DE 24' (7,3m)
	JC20XX	2 1/2" X 7" (63,5mm X 177,8mm) COUVERCLE DE PLAQUE À PRESSION SUR MESURE	LONGUEUR DE 24' (7,3m)
	JC57XX	5" X 2 1/2" (127mm X 63,5mm) COUVERCLE ADAPTATEUR JC20XX	LONGUEUR DE 24' (7,3m)
	JC31XX	2 1/2" X 6 3/4" (63,5mm X 171,5mm) COUVERCLE DE PLAQUE À PRESSION SUR MESURE	LONGUEUR DE 24' (7,3m)
	25254	2 1/2" X 6" (63,5mm X 152,4mm) COUVERCLE DE PLAQUE À PRESSION SUR MESURE	LONGUEUR DE 24' (7,3m)
	JC128	COUVERCLE DE PLAQUE À PRESSION AVEC PENTE DE 52°, 2 ⁷ / ₁₆ " (62mm) DE PROFONDEUR	24 Ft STOCK LENGTH
	25253	2 1/2" X 3 3/4" (63,5mm X 95,3mm) COUVERCLE DE PLAQUE À PRESSION	LONGUEUR DE 24' (7,3m)
	JC53XX	5" X 2" (127mm X 50,8mm) COUVERCLE DE PLAQUE À PRESSION	LONGUEUR DE 24' (7,3m)
	JC54XX	5" X 3" (127mm X 76,2mm) COUVERCLE DE PLAQUE À PRESSION	LONGUEUR DE 24' (7,3m)

NOTE: COMMANDE SPÉCIALE - COMMUNIQUEZ AVEC VOTRE REPRÉSENTANT ALUMICOR POUR CONNAÎTRE LES QUANTITÉS MINIMALES REQUISES

XX = AVAILABLE FINISHES: 00 - Mill Finish



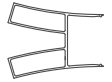




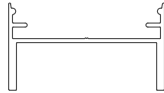
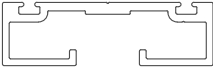


28 - MBRZ ANOD .0007 41 - Anodisé Clair .0004 42 - DBRZ ANOD .0007

57 - TLCHP Light CHPGN 59 - TEDRZ Extra Dark 71 - Anodisé Clair .0007 73 - Noir ANOD .0007

75 - Bronze Léger .0007 76 - CHP ANOD .0007 09 - Fini Peinturé

ThermaWall SM 2600 - sections communes


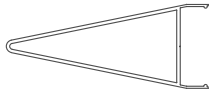

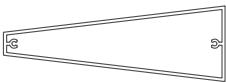




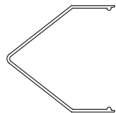

Couvercles à enclenchement traverse horizontale - Commande spéciale

PIÈCE	N° DE PIÈCE	DESCRIPTION	NOTES
	JC19	2 1/2" COUVERCLE ADAPTATEUR	LONGUEUR DE 24' (7,3m)
	JC001	2 - 1/2" x 8" COUVERCLE DE PLAQUE À PRESSION	LONGUEUR DE 24' (7,3m)
	JC131	COUVERCLE DE PALQUE À PRESSION SUR MESURE - PIÈCE AVANT	LONGUEUR DE 24' (7,3m)
	JC129	COUVERCLE DE PALQUE À PRESSION SUR MESURE - PIÈCE ARRIÈRE	LONGUEUR DE 24' (7,3m)
	JC1	50 x 63.5mm COUVERCLE DE PLAQUE À PRESSION	LONGUEUR DE 24' (7,3m)
	JC5	50 x 82.5mm COUVERCLE DE PLAQUE À PRESSION	LONGUEUR DE 24' (7,3m)
	JC17	1/2 x 2 1/2" COUVERCLE DE PLAQUE À PRESSION	LONGUEUR DE 24' (7,3m)
	JC62	COUVERCLE DE PLAQUE À PRESSION EN H	LONGUEUR DE 24' (7,3m)
	JC105	PLAQUE DE PRESSION D'ACCENT, 2 1/2" x 3/4"	LONGUEUR DE 24' (7,3m)
	JC106	2 1/2 x 8 1/2" COUVERCLE DE PLAQUE À PRESSION	LONGUEUR DE 24' (7,3m)
	JC107	2 1/2 x 9 1/2" COUVERCLE DE PLAQUE À PRESSION CONIQUE	LONGUEUR DE 24' (7,3m)

XX = AVAILABLE FINISHES: 00 - Mill Finish 28 - MBRZ ANOD .0007 41 - Anodisé Clair .0004 42 - DBRZ ANOD .0007
 57 - TLCHP Light CHPGN 59 - TEDRZ Extra Dark 71 - Anodisé Clair .0007 73 - Noir ANOD .0007
 75 - Bronze Léger .0007 76 - CHP ANOD .0007 09 - Fini Peinturé

ThermaWall SM 2600 - sections communes

Couvercles à enclenchement verticaux et traverse horizontale-Commande spéciale

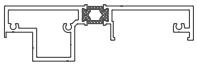
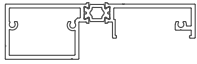

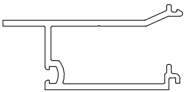



PIÈCE	N° DE PIÈCE	DESCRIPTION	NOTES
	JC3XX	2 1/2" X 6" (63,5mm X 152,4mm) COUVERCLE DE PLAQUE À PRESSION	LONGUEUR DE 24' (7,3m)
	25251	2 1/2" X 6" (63,5mm X 152,4mm) COUVERCLE DE PLAQUE À PRESSION SUR MESURE	LONGUEUR DE 24' (7,3m)
	JC9XX	2 1/2" X 5" (63,5mm X 127mm) COUVERCLE DE PLAQUE À PRESSION	LONGUEUR DE 24' (7,3m)
	JC10XX	2 1/2" X 7 1/4" (63,5mm X 184,2mm) EXTENSION DE COUVERCLE DE PLAQUE À PRESSION	LONGUEUR DE 24' (7,3m)
	JC17XX	2 1/2" X 1/2" (63,5mm X 12,7mm) COUVERCLE DE PLAQUE À PRESSION	LONGUEUR DE 24' (7,3m)
	25252	2 1/2" X 3" (63,5mm X 76,2mm) COUVERCLE DE PLAQUE À PRESSION	LONGUEUR DE 24' (7,3m)
	JC44XX	2 1/2" X 2" (63,5mm X 50,8mm) COUVERCLE DE PLAQUE À PRESSION	LONGUEUR DE 24' (7,3m)
	JC45XX	2 1/2" X 2" (63,5mm X 50,8mm) COUVERCLE DE PLAQUE À PRESSION	LONGUEUR DE 24' (7,3m)
	JC56XX	2 1/2" X 2 1/2" (63,5mm X 63,5mm) COUVERCLE DE PLAQUE À PRESSION	LONGUEUR DE 24' (7,3m)
	JC61	4" x 3/4" CAP COUVERCLES	LONGUEUR DE 24' (7,3m)

NOTE: COMMANDE SPÉCIALE - COMMUNIQUEZ AVEC VOTRE REPRÉSENTANT ALUMICOR POUR CONNAÎTRE LES QUANTITÉS MINIMALES REQUISES

XX = AVAILABLE FINISHES: 00 - Mill Finish 28 - MBRZ ANOD .0007 41 - Anodisé Clair .0004 42 - DBRZ ANOD .0007
57 - TLCHP Light CHPGN 59 - TEDRZ Extra Dark 71 - Anodisé Clair .0007 73 - Noir ANOD .0007
75 - Bronze Léger .0007 76 - CHP ANOD .0007 09 - Fini Peinturé

ThermaWall SM 2600 - sections communes

Couvercles à enclenchement verticaux et traverse horizontale-Commande spéciale

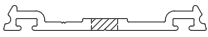
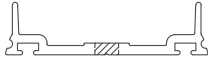

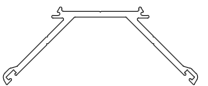







PIÈCE	N° DE PIÈCE	DESCRIPTION	NOTES
	25480XX	ADAPTATEUR DE PORTE À BARRIÈRE THERMIQUE POUR DOUBLE VITRAGE	LONGUEUR DE 24' (7,3m)
	25481XX	ADAPTATEUR DE PORTE À BARRIÈRE THERMIQUE POUR TRIPLE VITRAGE	LONGUEUR DE 24' (7,3m)
	25787XX	ADAPTATEUR SIMPLE VITRAGE POUR SYSTÈME À DOUBLE VITRAGE À COUVERCLE À ENCLICHEMENT	LONGUEUR DE 24' (7,3m)
	25788XX	ADAPTATEUR SIMPLE VITRAGE POUR SYSTÈME À TRIPLE VITRAGE À COUVERCLE À ENCLICHEMENT	LONGUEUR DE 24' (7,3m)
	25792XX 2579200	ADAPTATEUR SIMPLE VITRAGE POUR SYSTÈME DOUBLE VITRAGE VSS	2579200 - FINITION DE MOULIN LONGUEUR DE 24' (7,3m)
	25793XX	ADAPTATEUR SIMPLE VITRAGE POUR SYSTÈME TRIPLE VITRAGE VSS	LONGUEUR DE 24' (7,3m)
	TW2285001	BASE POUR GARNITURE DE FINITION EXTÉRIEURE PVC GRIS	LONGUEUR DE 24' (7,3m)

NOTE: COMMANDE SPÉCIALE - COMMUNIQUEZ AVEC VOTRE REPRÉSENTANT ALUMICOR POUR CONNAÎTRE LES QUANTITÉS MINIMALES REQUISES

XX = AVAILABLE FINISHES: 00 - Mill Finish 28 - MBRZ ANOD .0007 41 - Anodisé Clair .0004 42 - DBRZ ANOD .0007
 57 - TLCHP Light CHPGN 59 - TEDRZ Extra Dark 71 - Anodisé Clair .0007 73 - Noir ANOD .0007
 75 - Bronze Léger .0007 76 - CHP ANOD .0007 09 - Fini Peinturé

ThermaWall SM 2600 - sections communes









Plaque à pression

PIÈCE	N° DE PIÈCE	DESCRIPTION	NOTES
	2509000	2 1/2" (63,5mm) PLAQUE À PRESSION PERFORÉE JOINT SEC	UTILISER LA PIÈCE #25190XX POUR COMMANDER NON PERCÉE FINI D'USINE
	2524000	2 1/2" (63,5mm) PLAQUE À PRESSION PERFORÉE GARNITURE SEC	UTILISER LA PIÈCE #2534000 POUR COMMANDER NON PERCÉE FINI D'USINE
	2527000	5" (127mm) PLAQUE À PRESSION PERFORÉE GARNITURE SEC	UTILISER LA PIÈCE #25370XX POUR COMMANDER NON PERCÉE FINI D'USINE
	2331100	PLAQUE À PRESSION POUR COIN À DE 90° GARNITURE SEC	LONGUEUR DE 24' (7,3m)
	2550901	2 1/2" (63,5mm) FIBERGLASS PLAQUE À PRESSION PERFORÉE GARNITURE SEC	LONGUEUR DE 24' (7,3m)
	2552903	GARNITURE POUR FIBERGLASS PLAQUE À PRESSION PERFORÉE GARNITURE SEC	ROULEAU DE 500' (152,4m) VENDU AU PIED
	2609000	1 7/8" (48,4mm) PLAQUE À PRESSION DE JOINT SUPERPOSÉ - TÊTE NON PERFORÉE	LONGUEUR DE 24' (7,3m)
	26095XX	1 3/8" (36,4mm) PLAQUE À PRESSION DE JOINT SUPERPOSÉ - TÊTE NON PERFORÉE	LONGUEUR DE 24' (7,3m)
	JC121	4" (101,6mm) PLAQUE À PRESSION PERFORÉE, GARNITURE SEC	LONGUEUR DE 24' (7,3m)
	TW22862XX	GARNITURE DE FINITION EXTÉRIEURE POUR DOUBLE VITRAGE APPLICATION VSS	UTILISER AVEC BASE #TW2285001 LONGUEUR DE 24' (7,3m)
	TW22863XX	GARNITURE DE FINITION EXTÉRIEURE POUR TRIPLE VITRAGE APPLICATION VSS	UTILISER AVEC BASE #TW2285001 LONGUEUR DE 24' (7,3m)

XX = AVAILABLE FINISHES: 00 - Mill Finish 28 - MBRZ ANOD .0007 41 - Anodisé Clair .0004 42 - DBRZ ANOD .0007
57 - TLCHP Light CHPGN 59 - TEDRZ Extra Dark 71 - Anodisé Clair .0007 73 - Noir ANOD .0007
75 - Bronze Léger .0007 76 - CHP ANOD .0007 09 - Fini Peinturé

ThermaWall SM 2600 - sections communes







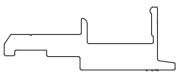
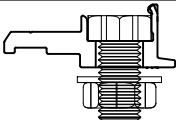


Liste des pièces

PIÈCE	N° DE PIÈCE	DESCRIPTION	NOTES
	2645103	3/8" (9.5mm) BARRIÈRE THERMIQUE	DUROMÈTRE PVC FLEXIBLE 75 250' / PER ROLL
	2680703	1/4" (6.35mm) BARRIÈRE THERMIQUE	DUROMÈTRE PVC FLEXIBLE 75 400' / ROLL
	2244101	9/32" (7.11mm) BARRIÈRE THERMIQUE	DUROMÈTRE PVC FLEXIBLE 75 300' / PER ROLL
	2644103	1/8" (3.2mm) BARRIÈRE THERMIQUE	ROULEAU DE 400' (122m) 400' / PER ROLL
	2380101	1/2" (12.82mm) BARRIÈRE THERMIQUE	DOUBLE DUROMÈTRE EN PVC RIGIDE LONGUEUR DE 24' (7,3m)
	2681903	11/16" (17mm) BARRIÈRE THERMIQUE	DOUBLE DUROMÈTRE EN PVC RIGIDE LONGUEUR DE 24' (7,3m)
	JC6001	3/4" (19.5mm) BARRIÈRE THERMIQUE	DOUBLE DUROMÈTRE EN PVC RIGIDE LONGUEUR DE 24' (7,3m)
	2681803	1 - 1/16" (27mm) BARRIÈRE THERMIQUE	DOUBLE DUROMÈTRE EN PVC RIGIDE LONGUEUR DE 24' (7,3m)

XX = AVAILABLE FINISHES: 00 - Mill Finish 28 - MBRZ ANOD .0007 41 - Anodisé Clair .0004 42 - DBRZ ANOD .0007
 57 - TLCHP Light CHPGN 59 - TEDRZ Extra Dark 71 - Anodisé Clair .0007 73 - Noir ANOD .0007
 75 - Bronze Léger .0007 76 - CHP ANOD .0007 09 - Fini Peinturé

ThermaWall SM 2600 - sections communes


Liste des pièces

PIÈCE	N° DE PIÈCE	DESCRIPTION	NOTES
	2756300	SUPPORT DE VITRAGE POUR SYSTÈME DOUBLE VITRAGE À COUVERCLE À ENCLÈCHEMENT 2 PAR VITRE	LONGUEUR DE 5" (127mm) VENDU PAR PIÈCE
	2756800	SUPPORT DE VITRAGE POUR SYSTÈME TRIPLE VITRAGE À COUVERCLE À ENCLÈCHEMENT 2 PAR VITRE	LONGUEUR DE 8" (203.2mm) VENDU PAR PIÈCE
	2590500	SUPPORT DE VITRAGE POUR DOUBLE VITRAGE VSS / 2 PAR VITRE AVEC MÂCHOIRE UNIQUEMENT 2 PER LITE for MULLION 25750XX, 25782XX, 25808XX, 25769XX, 25749XX, 26303XX	LONGUEUR DE 5" (127mm) VENDU PAR PIÈCE
	2590600	SUPPORT DE VITRAGE POUR TRIPLE VITRAGE VSS / 2 PAR VITRE AVEC MÂCHOIRE UNIQUEMENT 2 PER LITE for MULLION 25750XX, 25782XX, 25808XX, 25769XX, 25749XX, 26303XX	LONGUEUR DE 8" (203.2mm) VENDU PAR PIÈCE
	2536300	SUPPORT DE VITRAGE POUR DOUBLE VITRAGE VSS SANS MÂCHOIRE UNIQUEMENT (FACE PLAT) 25300XX, 25325XX, 25330XX, 25301XX	LONGUEUR DE 5" (127mm) VENDU PAR PIÈCE
	2536400	SUPPORT DE VITRAGE POUR TRIPLE VITRAGE VSS SANS MÂCHOIRE UNIQUEMENT (FACE PLAT) 25300XX, 25325XX, 25330XX, 25301XX	LONGUEUR DE 8" (203.2mm) VENDU PAR PIÈCE
	2500100	BLOC D'ANCRAGE	LONGUEUR DE 24' (7,3m)
	2590100	BLOC D'ANCRAGE 2600 SM COMPLET	VENDU PAR PIÈCE
	2055100	MAIN GAUCHE ASSEMBLAGE UNIFORMISÉ D'ANCRAGE	VENDU PAR PIÈCE
	2055000	MAIN DROITE ASSEMBLAGE UNIFORMISÉ D'ANCRAGE	VENDU PAR PIÈCE

XX = AVAILABLE FINISHES: 00 - Mill Finish 28 - MBRZ ANOD .0007 41 - Anodisé Clair .0004 42 - DBRZ ANOD .0007
 57 - TLCHP Light CHPGN 59 - TEDRZ Extra Dark 71 - Anodisé Clair .0007 73 - Noir ANOD .0007
 75 - Bronze Léger .0007 76 - CHP ANOD .0007 09 - Fini Peinturé

ThermaWall SM 2600 - sections communes

Liste des pièces

PIÈCE	N° DE PIÈCE	DESCRIPTION	NOTES
	2770503	CALE D'ASSISE 1/4" X 3/8" X 5" (6,4mm X 9,5mm X 127mm) POUR SYSTÈMES SIMPLE VITRAGE À COUVERCLE À ENCLÈNCHEMENT ET VSS 2 PAR VITRE	EPDM NOIR DE DURETÉ 85 AU DUROMÈTRE VENDU PAR PIÈCE
	2770603	CALE D'ASSISE 1/4" X 15/16" X 5" (6,4mm X 23,8mm X 127mm) POUR SYSTÈMES DOUBLE VITRAGE À COUVERCLE À ENCLÈNCHEMENT ET VSS 2 PAR VITRE	EPDM NOIR DE DURETÉ 85 AU DUROMÈTRE VENDU PAR PIÈCE
	2770703	CALE D'ASSISE 1/4" X 1 5/8" X 5" (6,4mm X 41,3mm X 127mm) POUR SYSTÈMES TRIPLE VITRAGE À COUVERCLE À ENCLÈNCHEMENT ET VSS 2 PAR VITRE	EPDM NOIR DE DURETÉ 85 AU DUROMÈTRE VENDU PAR PIÈCE
	2770803	CALE D'APPUI EN SILICONE .25" x .938" x 5" (6,4mm X 23,8mm X 127mm)	VENDU PAR PIÈCE LONGUEUR DE 5" (127mm)
	2770903	CALE D'APPUI EN SILICONE .25" x .375" x 5" (6,4mm X 9,5mm X 127mm)	VENDU PAR PIÈCE LONGUEUR DE 5" (127mm)
	2771003	.25" x 1.625" x 5"	VENDU PAR PIÈCE LONGUEUR DE 5" (127mm)
	2660803	COUVERCLE EN PVC POUR OREILLE DE LEVAGE DE CHEVAUCHEMENT GAUCHE PVC NOIR RIGIDE	VENDU PAR PIÈCE
	2660703	COUVERCLE EN PVC POUR OREILLE DE LEVAGE DE CHEVAUCHEMENT DROITE PVC NOIR RIGIDE	VENDU PAR PIÈCE
	2661003	COUVERCLE EN PVC POUR OREILLE DE LEVAGE D'ENFONCEMENT GAUCHE PVC NOIR RIGIDE	VENDU PAR PIÈCE
	2660903	COUVERCLE EN PVC POUR OREILLE DE LEVAGE D'ENFONCEMENT DROITE PVC NOIR RIGIDE	VENDU PAR PIÈCE
	JCU01 (S-22971)	PLAQUE D'ANCRAGE	VENDU PAR PIÈCE

XX = AVAILABLE FINISHES: 00 - Mill Finish




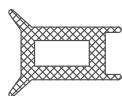
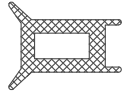
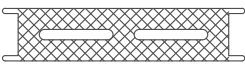
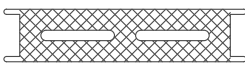

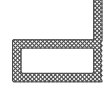


28 - MBRZ ANOD .0007 41 - Anodisé Clair .0004 42 - DBRZ ANOD .0007

57 - TLCHP Light CHPGN 59 - TEDRZ Extra Dark 71 - Anodisé Clair .0007 73 - Noir ANOD .0007

75 - Bronze Léger .0007 76 - CHP ANOD .0007 09 - Fini Peinturé

ThermaWall SM 2600 - sections communes

Liste des pièces

PIÈCE	N° DE PIÈCE	DESCRIPTION	NOTES
	2051500	10" (254mm) PLAQUE D'ANCRAGE VERTICALE	VENDU PAR PIÈCE No DE PIECE # 2002800
	2051000	10" (254mm) PLAQUE D'ANCRAGE VERTICALE	VENDU PAR PIÈCE No DE PIECE # 2000100
	2754000	PLAQUE D'ANCRAGE	VENDU PAR PIÈCE
	2571303	BLOC DE COIN POUR SYSTÈME DOUBLE VITRAGE SYSTÈME À COUVERCLE À ENCLÈCHEMENT LONGUEUR DE 1 1/2" (38,1mm) EPDM NOIR	VENDU PAR PIÈCE
	2571503	BLOC DE COIN POUR SYSTÈME TRIPLE VITRAGE SYSTÈME À COUVERCLE À ENCLÈCHEMENT LONGUEUR DE 2 1/4" (57.1mm) EPDM NOIR	VENDU PAR PIÈCE
	2571703	EMBOUT D'EXTRÉMITÉ POUR SYSTÈME DE DOUBLE VITRAGE VSS LONGUEUR DE 1 1/4" (31,8mm) EPDM NOIR	VENDU PAR PIÈCE
	2571903	EMBOUT D'EXTRÉMITÉ POUR SYSTÈME DE TRIPLE VITRAGE VSS LONGUEUR DE 2" (50.8mm) EPDM NOIR	VENDU PAR PIÈCE
	2552501	1/2" X 1 3/16" (12.7mm X 30.2mm) MOULURE DE REMPLISSAGE POUR SYSTÈME À DOUBLE VITRAGE PVC GRIS RIGIDE	UTILISER SANS SOLIN AVEC MEMBRANE DE 1/16" (1,6mm) VENDU PAR PIÈCE
	2551903	1/2" X 1 1/16" (12.7mm X 27mm) MOULURE DE REMPLISSAGE POUR SYSTÈME À DOUBLE VITRAGE PVC NOIR RIGIDE	UTILISER AVEC SOLINDE 1/8" (3,2mm) ET MEMBRANE DE 1/16" (1,6mm) VENDU PAR PIÈCE
	2554903	1/2" X 1 13/16" (12.7mm X 46mm) MOULURE DE REMPLISSAGE POUR SYSTÈME À TRIPLE VITRAGE PVC GRIS RIGIDE	UTILISER SANS SOLIN AVEC MEMBRANE DE 1/16" (1,6mm) VENDU PAR PIÈCE
	2555501	1/2" X 1 15/16" (12.7mm X 49.2mm) MOULURE DE REMPLISSAGE POUR SYSTÈME À TRIPLE VITRAGE PVC NOIR RIGIDE	UTILISER AVEC SOLINDE 1/8" (3,2mm) ET MEMBRANE DE 1/16" (1,6mm) VENDU PAR PIÈCE

XX = AVAILABLE FINISHES: 00 - Mill Finish









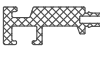

28 - MBRZ ANOD .0007 41 - Anodisé Clair .0004 42 - DBRZ ANOD .0007

57 - TLCHP Light CHPGN 59 - TEDRZ Extra Dark 71 - Anodisé Clair .0007 73 - Noir ANOD .0007

75 - Bronze Léger .0007 76 - CHP ANOD .0007 09 - Fini Peinturé

ThermaWall SM 2600 - sections communes

Liste des pièces

PIÈCE	N° DE PIÈCE	DESCRIPTION	NOTES
	2660603	6" (152.4mm) COUVERCLE EN PVC POUR OREILLE DE LEVAGE DE JOINT SUPERPOSÉ PVC NOIR RIGIDE	VENDU PAR PIÈCE
	2661103	COUVERCLE EN PVC DE 12" (304,8 mm) POUR OREILLE DE LEVAGE DE RAIL DE DÉPART PVC NOIR RIGIDE	VENDU PAR PIÈCE
	2680103	SUPPORT DE ROTATION DE JOINT SUPERPOSÉ 2600 PVC NOIR RIGIDE	LONGUEUR DE 24' (7,3m)
	2680203	SUPPORT DE ROTATION DE JOINT SUPERPOSÉ 2600 POUR TRIPLE VITRAGE PVC NOIR RIGIDE	LONGUEUR DE 24' (7,3m)
	2660403	COUVERCLE DE JOINT SUPERPOSÉ PVC NOIR RIGIDE	LONGUEUR DE 24' (7,3m)
	2660503	COUVERCLE DE JOINT SUPERPOSÉ DE TRIPLE VITRAGE PVC NOIR RIGIDE	LONGUEUR DE 24' (7,3m)
	2680303	JOINT SUPERPOSÉ POUR SYSTÈME VSS BOUCLIER THERMIQUE PVC NOIR RIGIDE	LONGUEUR DE 24' (7,3m)
	2680403	JOINT SUPERPOSÉ POUR SYSTÈME TRIPLE VITRAGE VSS BOUCLIER THERMIQUE PVC NOIR RIGIDE	LONGUEUR DE 24' (7,3m)
	2680503	VSS ADAPTATEUR DE JOINT SUPERPOSÉ PVC NOIR RIGIDE	LONGUEUR DE 24' (7,3m)
	2680603	TRIPLE VITRAGE VSS ADAPTATEUR DE JOINT SUPERPOSÉ PVC NOIR RIGIDE	LONGUEUR DE 24' (7,3m)

XX = AVAILABLE FINISHES: 00 - Mill Finish










28 - MBRZ ANOD .0007 41 - Anodisé Clair .0004 42 - DBRZ ANOD .0007

57 - TLCHP Light CHPGN 59 - TEDRZ Extra Dark 71 - Anodisé Clair .0007 73 - Noir ANOD .0007

75 - Bronze Léger .0007 76 - CHP ANOD .0007 09 - Fini Peinturé

ThermaWall SM 2600 - sections communes

Liste des pièces

PIÈCE	N° DE PIÈCE	DESCRIPTION	NOTES
	2681203	GARNITURE EN PVC POUR ADAPTEUR EXTÉNEUR DU SYSTÈME VVS À DOUBLE VITRAGE PVC NOIR RIGIDE	LONGUEUR DE 24' (7,3m)
	2681303	GARNITURE EN PVC POUR ADAPTEUR EXTÉNEUR DU SYSTÈME VVS À TRIPLE VITRAGE PVC NOIR RIGIDE	LONGUEUR DE 24' (7,3m)
	2760703	JOINT ÉTANCHE À L'AIR POUR JOINT SUPERPOSÉ EPDM NOIR	ROULEAU DE 500' (152,4m)
	2555303	JOINT À BOUDIN ÉTANCHE À L'AIR POUR MENEAU EN DEUX SECTIONS EPDM NOIR	ROULEAU DE 350' (106,7m)
	2554203	JOINT D'ÉTANCHÉITÉ DE VITRAGE EXTÉRIEURE DE 1/4" (6,35mm) EN EPDM NOIR	ROULEAU DE 250' (76,2m)
	2653403	JOINT DE VITRAGE INTÉRIEUR EN SILICONE EPDM NOIR	ROULEAU DE 500' (152,4m)
	2760803	JOINT D'ÉTANCHÉITÉ DE BALAI DE PORTE EPDM NOIR	ROULEAU DE 250' (76,2m)
	2681403	GARNITURE INTÉRIEURE POUR ESPACEUR EN SILICONE PVC NOIR RIGIDE	ROULEAU DE 500' (152,4m)
	2681503	GARNITURE NOIRE À LA SILICONE POUR VSS EXTÉRIEUR	ROULEAU DE 250' (76,2m)

XX = AVAILABLE FINISHES: 00 - Mill Finish 28 - MBRZ ANOD .0007 41 - Anodisé Clair .0004 42 - DBRZ ANOD .0007
 57 - TLCHP Light CHPGN 59 - TEDRZ Extra Dark 71 - Anodisé Clair .0007 73 - Noir ANOD .0007
 75 - Bronze Léger .0007 76 - CHP ANOD .0007 09 - Fini Peinturé

ThermaWall SM 2600 - sections communes

Liste des pièces

PIÈCE	N° DE PIÈCE	DESCRIPTION	NOTES
	2252101	1/4 - 20 X 4" VIS À MÉTAUX À TÊTE RONDE VIS POUR PLAQUE À PRESSION	VENDU PAR PIÈCE
	7235101	#10 X 5/8" VIS AUTOTARAUEUSE TEK2 À TÊTE RONDE POUR PANNEAU TYMPAN ET MOULURE DE REMPLISSAGE	VENDU PAR PIÈCE
	7224101	VIS STANDARD À TÊTE CYL. BOMBÉE TYPE A #10 X 2" EN ACIER	VENDU PAR PIÈCE
	7154101	VIS À TÊTE CYL. BOMBÉE TYPE A #10 X 2" POUR CONNEXION ATTACHE D'ASSEMBLAGE ET MENEAU	VENDU PAR PIÈCE
	7229501	#12 X 2" ASSEMBLAGE AUTO-TARAUEUR À TÊTE HEXAGONALE	VENDU PAR PIÈCE
	7266101	#6 X 1/2" VIS À TÊTE RONDE AUTO-TARAUEUSE POUR LANGUETTE DE CONTINUITÉ	VENDU PAR PIÈCE
	7227501	#12 X 3/4" HH RUSTPRO. VIS HEXAGONAL AVEC ENDUIT RENFORCÉ	VENDU PAR PIÈCE
	2050500	RONDELLE DENTÉE	VENDU PAR PIÈCE

XX = AVAILABLE FINISHES: 00 - Mill Finish 28 - MBRZ ANOD .0007 41 - Anodisé Clair .0004 42 - DBRZ ANOD .0007
57 - TLCHP Light CHPGN 59 - TEDRZ Extra Dark 71 - Anodisé Clair .0007 73 - Noir ANOD .0007
75 - Bronze Léger .0007 76 - CHP ANOD .0007 09 - Fini Peinturé