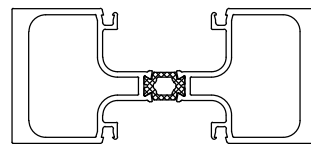
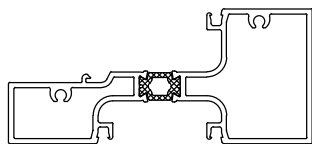


Parts list *Liste des pièces*

FlushGlaze BF 3400

Thermally broken FlushGlaze BF 3400 with "big foot" thermal break technology to our simple and economical B-Tube fin tube.

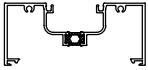

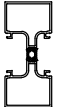
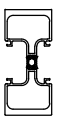
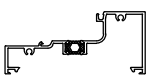
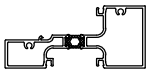
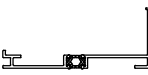
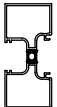
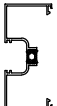
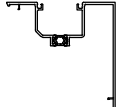
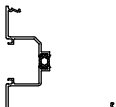
Le FlushGlaze BF 3400 est un système à isolation thermique pour des façades commerciales. L'utilisation de notre bris thermique à haute performance << Bigfoot >> élimine les problèmes reliés aux bris thermique de type coulée dépontée



Parts list	9.1.201 - 9.1.206
Liste des pièces	9.1.301 - 9.1.306

FlushGlaze BF 3400

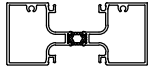

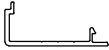

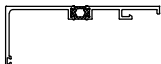


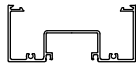



Parts list

PART	PART NO.	DESCRIPTION	NOTES
	34011XX	2" X 4 1/2" (50.8mm X 114.3mm) MULLION / JAMB / HEAD	24 Ft STOCK LENGTH
	34021XX	SNAP IN BACK FOR 34011XX (THERMAL SLOTTED)	24 Ft STOCK LENGTH
	34031XX	2" X 4 1/2" (50.8mm X 114.3mm) VERTICAL MULLION	24 Ft STOCK LENGTH
	34121XX	2" X 4 1/2" (50.8mm X 114.3mm) HEAVY VERTICAL MULLION	24 Ft STOCK LENGTH
	34041XX	2" X 4 1/2" (50.8mm X 114.3mm) HEAD / SILL	24 Ft STOCK LENGTH
	34051XX	2" X 4 1/2" (50.8mm X 114.3mm) INTERMEDIATE HORIZONTAL	24 Ft STOCK LENGTH
	34070XX	4 13/16" (122.2mm) SILL TRACK	24 Ft STOCK LENGTH
	34081XX	2" X 4 1/2" (50.8mm X 114.3mm) DOOR MULLION	24 Ft STOCK LENGTH
	34170XX	2" X 4 1/2" (50.8mm X 114.3mm) NARROW DOOR MULLION (MODULAR SYSTEM)	24 Ft STOCK LENGTH
	34130XX	4 1/2" (114.3mm) MALE CORNER MULLION	24 Ft STOCK LENGTH FOR USE WITH 34140XX MULLION
	34140XX	4 1/2" (114.3mm) FEMALE CORNER MULLION	24 Ft STOCK LENGTH FOR USE WITH 34130XX MULLION

XX = AVAILABLE FINISHES: 00 - Mill Finish 28 - MBRZ ANOD .0007 41 - CL ANOD .0004 42- DBRZ ANOD .0007
 57 - TLCHP Light CHPGN 59 - TEDRZ Extra Dark 71 - CL ANOD .0007 73 - BLK ANOD .0007
 75 - LB ANOD .0007 76 - CHP ANOD .0007 09 - Painted

FlushGlaze BF 3400





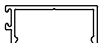

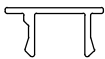

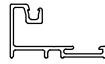


Parts list

PART	PART NO.	DESCRIPTION	NOTES
	34550XX	2" X 4 1/2" (50.8mm X 114.3mm) HORIZONTAL MULLION	FOR USE AT ADJACENT TO DOOR TRANSOM 24 Ft STOCK LENGTH
	34061XX	GLASS STOP FOR 1" (25.4mm) INFILL	FOR USE WITH 34041XX & 34051XX 24 Ft STOCK LENGTH
	3441100	3" (76.2mm) ANCHOR SUPPORT	FOR USE WITH 34011XX & 34041XX SOLD PER PIECE
	34190XX	HEAD RECEPTOR STOP	FOR USE WITH 34200XX RECEPTOR 24 Ft STOCK LENGTH
	34200XX	HEAD RECEPTOR	INTERIOR SECTION IS ALWAYS IN MILL FINISH 24 Ft STOCK LENGTH
	34100XX	1 3/4" (44.5mm) DOOR STOP	USE M115 PILE PART #5000501 24 Ft STOCK LENGTH
	34160XX	2" (50.8mm) DOOR STOP	USE M115 PILE PART #5000501 24 Ft STOCK LENGTH
	1871041	2" X 4 1/2" (50.8mm X 114.3mm) HEAD	FOR USE AS CURVE FRAME 24 Ft STOCK LENGTH
	77605XX	THERMAPORTE DOOR STOP	24 Ft STOCK LENGTH
	7780303	THERMAPORTE PVC ADAPTOR BLACK	24 Ft STOCK LENGTH
	34110XX	SINGLE GLAZING ADAPTER FOR 1/4" (6.4mm) AND 3/8" (9.52mm) GLAZING	24 Ft STOCK LENGTH

XX = AVAILABLE FINISHES: 00 - Mill Finish 28 - MBRZ ANOD .0007 41 - CL ANOD .0004 42 - DBRZ ANOD .0007
 57 - TLCHP Light CHPGN 59 - TEDRZ Extra Dark 71 - CL ANOD .0007 73 - BLK ANOD .0007
 75 - LB ANOD .0007 76 - CHP ANOD .0007 09 - Painted

FlushGlaze BF 3400

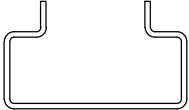




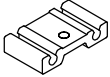
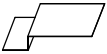

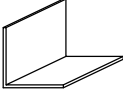


Parts list

PART	PART NO.	DESCRIPTION	NOTES
	34230XX	SINGLE GLAZING ADAPTER FOR 1/2" (12.7mm) AND 5/8" (15.9mm) GLAZING	24 Ft STOCK LENGTH
	818000	POCKET FILLER	24 Ft STOCK LENGTH SLIDES IN GLAZING POCKET TO MAKE FLUSH SURFACE ON FRAME
	2433000	1 1/2" X 1/2" (38.1mm X 12.7mm) DOOR STOP BASE	FOR USE WITH 24320XX & 24420XX DOOR STOP CAP 24 Ft STOCK LENGTH
	24320XX	1 1/2" X 1/2" (38.1mm X 12.7mm) DOOR STOP CAP	USE M115 PILE PART #5000501 24 Ft STOCK LENGTH
	24420XX	1 1/2" X 5/8" (38.1mm X 15.9mm) GEAR HINGE DOOR STOP CAP	USE M115 PILE PART #5000501 24 Ft STOCK LENGTH
	4300XX	3/4" X 1/2" (19mm X 12.7mm) DOOR STOP BASE	USE M115 PILE PART #5000501 SOLD PER PIECE
	4310XX	3/4" X 1/2" (19mm X 12.7mm) DOOR STOP CAP	SOLD PER PIECE
	24340XX	1 3/4" X 1 1/8" (44.5mm X 28.6mm) CONCEALED CLOSER DOOR STOP	USE M115 PILE PART #5000501 SOLD PER PIECE
	18300XX	SADDLE STOP FOR 1/4" (6.4mm) GLAZING	24 Ft STOCK LENGTH
	18310XX	SADDLE STOP FOR 1" (25.4mm) GLAZING	24 Ft STOCK LENGTH
	18350XX	GLASS STOP	FOR USE WITH 18300XX & 18310XX SADDLE STOP 24 Ft STOCK LENGTH

XX = AVAILABLE FINISHES: 00 - Mill Finish 28 - MBRZ ANOD .0007 41 - CL ANOD .0004 42 - DBRZ ANOD .0007
57 - TLCHP Light CHPGN 59 - TEDRZ Extra Dark 71 - CL ANOD .0007 73 - BLK ANOD .0007
75 - LB ANOD .0007 76 - CHP ANOD .0007 09 - Painted

FlushGlaze BF 3400










Parts list

PART	PART NO.	DESCRIPTION	NOTES
	3421000	CORNER MULLION CONNECTOR	24 Ft STOCK LENGTH
	21120XX	1/8" X 1 X 2" (3.2mm X 25.4 X 50.8mm) ALUMINUM ANGLE	24 Ft STOCK LENGTH FOR USE WITH DOOR SIDELITE
	34221XX	DOOR STOP & POCKET FILLER RETAINER (BLACK PVC)	SOLD PER PIECE
	2425000	THRESHOLD 6" (152.4mm) THERMALLY BROKEN	24 Ft STOCK LENGTH
	77903XX	THRESHOLD 4 1/2" (114.3mm) THERMALLY BROKEN	24 Ft STOCK LENGTH
	2420100	SPIGOT FOR THRESHOLD 7/8" (22.2mm) LONG	SOLD PER PIECE
	3449000	2" (50.8mm) POCKET CLOSURE @ DOOR MULLION - SILL TRACK	FOR USE AT DOOR MULLIONS ON SILL TRACK SOLD PER PIECE
	3449100	FLAT POCKET CLOSURE 0.078" (2mm) X 1 3/8" (34.9mm) X 2" (50.8mm) LONG	SOLD PER PIECE
	3448000	SILL TRACK ANGLE CLOSURE 0.078" X 2" x 2" X 4 5/8" LONG (2mm X 50.8mm X 50.8mm X 117.5mm)	SOLD PER PIECE
	3443000	1 1/4" (31.8mm) LARGE SHEARBLOCK	SOLD PER PIECE
	3426000	1 1/4" (31.8mm) SMALL SHEARBLOCK	(FOR USE WITH HORIZONTAL & OFFSET PIVOT LOCATION) SOLD PER PIECE

XX = AVAILABLE FINISHES: 00 - Mill Finish 28 - MBRZ ANOD .0007 41 - CL ANOD .0004 42- DBRZ ANOD .0007
 57 - TLCHP Light CHPGN 59 - TEDRZ Extra Dark 71 - CL ANOD .0007 73 - BLK ANOD .0007
 75 - LB ANOD .0007 76 - CHP ANOD .0007 09 - Painted

FlushGlaze BF 3400





Parts list

PART	PART NO.	DESCRIPTION	NOTES
	1840903	GLAZING SPLINE BLACK EPDM 70 +/-5 DUROMETER SMALL USE WITH OVERSIZED GLASS	500' (152.4m) PER ROLL ALSO SOLD PER FOOT
	1841003	GLAZING SPLINE BLACK EPDM 70 +/-5 DUROMETER STANDARD	500' (152.4m) PER ROLL ALSO SOLD PER FOOT
	1841103	GLAZING SPLINE BLACK EPDM 70 +/-5 DUROMETER LARGE USE WITH UNDERSIZED GLASS	500' (152.4m) PER ROLL ALSO SOLD PER FOOT
	5025003	GLAZING SPLINE FLEXIBLE PVC - 75 +/-5 DUROMETER	500' (152.4m) PER ROLL SOLD PER FOOT FOR USE WITH HEAD RECEPTOR
	2555303	AIR SEAL BULB GASKET BLACK EPDM 70 DUROMETER	350' (106.7m) PER ROLL SOLD PER FOOT FOR USE WITH HEAD RECEPTOR
	5002503	GLAZING SPLINE BLACK EPDM 70 +/-5 DUROMETER STANDARD	500' (152.4m) PER ROLL ALSO SOLD PER FOOT FOR USE WITH DOOR TRANSOM
	5000501	M115 MOHAIR WEATHER STRIPPING GREY	1500' (457.2m) PER ROLL SOLD PER FOOT FOR USE WITH 24320XX, 24340XX & 4300XX DOOR STOP SEALS
	3447003	SETTING BLOCK 5/8" X 1 1/8" X 2" (15.9mm X 28.6mm X 50.8mm) BLACK SANTOPRENE, 67 +/-5 DUROMETER	SOLD PER PIECE
	2250603	SETTING BLOCK 1/4" X 1 1/8" X 4" (6.4mm X 28.6mm X 101.6mm) SANTOPRENE BLACK, 85 +/-5 DUROMETER	SOLD PER PIECE

XX = AVAILABLE FINISHES: 00 - Mill Finish 28 - MBRZ ANOD .0007 41 - CL ANOD .0004 42- DBRZ ANOD .0007
 57 - TLCHP Light CHPGN 59 - TEDRZ Extra Dark 71 - CL ANOD .0007 73 - BLK ANOD .0007
 75 - LB ANOD .0007 76 - CHP ANOD .0007 09 - Painted

FlushGlaze BF 3400

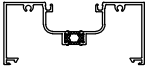


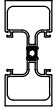
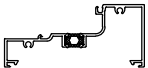
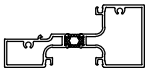



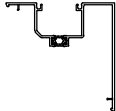
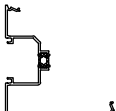
Parts list

PART	PART NO.	DESCRIPTION	NOTES
	18600XX	FLAT FILLER	24 Ft STOCK LENGTH
	7234101	SPLINE SCREW #10 X 1" P.H. ZINC PLATED	SOLD PER PIECE
	7154101	SHEARBLOCK SCREW #10 X 2" P.H. ZINC PLATED	SOLD PER PIECE
	7153101	SHEARBLOCK SCREW #10 X 3/4" F.H. ZINC PLATED	SOLD PER PIECE

XX = AVAILABLE FINISHES: 00 - Mill Finish 28 - MBRZ ANOD .0007 41 - CL ANOD .0004 42- DBRZ ANOD .0007
 57 - TLCHP Light CHPGN 59 - TEDRZ Extra Dark 71 - CL ANOD .0007 73 - BLK ANOD .0007
 75 - LB ANOD .0007 76 - CHP ANOD .0007 09 - Painted

FlushGlaze BF 3400

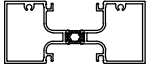



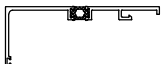


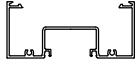



Liste des pièces

PIÈCE	N° DE PIÈCE	DESCRIPTION	NOTES
	34011XX	MENEAU / JAMBAGE / TÊTE 2" X 4 1/2" (50,8mm X 114,3mm)	LONGUEUR DE 24' (7,3m)
	34021XX	PANNEAU ARRIÈRE POUR 34011XX (FENTES THERMIQUES)	LONGUEUR DE 24' (7,3m)
	34031XX	MENEAU VERTICAL 2" X 4 1/2" (50,8mm X 114,3mm)	LONGUEUR DE 24' (7,3m)
	34121XX	MENEAU VERTICAL RENFORCÉ 2" X 4 1/2" (50,8mm X 114,3mm)	LONGUEUR DE 24' (7,3m)
	34041XX	TÊTE / BASE 2" X 4 1/2" (50,8mm X 114,3mm)	LONGUEUR DE 24' (7,3m)
	34051XX	TRAVERSE INTERMÉDIAIRE 2" X 4 1/2" (50,8mm X 114,3mm)	LONGUEUR DE 24' (7,3m)
	34070XX	4 13/16" (122,2mm) SOLIN DE DÉPART	LONGUEUR DE 24' (7,3m)
	34081XX	MENEAU DE PORTE 2" X 4 1/2" (50,8mm X 114,3mm)	LONGUEUR DE 24' (7,3m)
	34170XX	MENEAU DE PORTE ÉTROITE 2" X 4 1/2" (50,8mm X 114,3mm) (SYSTÈME MODULAIRE)	LONGUEUR DE 24' (7,3m)
	34130XX	4 1/2" (114,3mm) MENEAU DE COIN MÂLE	LONGUEUR DE 24' (7,3m) UTILISER AVEC MENEAU 34140XX
	34140XX	4 1/2" (114,3mm) MENEAU DE COIN FEMELLE	LONGUEUR DE 24' (7,3m) UTILISER AVEC MENEAU 34130XX

XX = AVAILABLE FINISHES: 00 - Mill Finish 28 - MBRZ ANOD .0007 41 - Anodisé Clair .0004 42 - DBRZ ANOD .0007
57 - TLCHP Light CHPGN 59 - TEDRZ Extra Dark 71 - Anodisé Clair .0007 73 - Noir ANOD .0007
75 - Bronze Léger .0007 76 - CHP ANOD .0007 09 - Fini Peinturé

FlushGlaze BF 3400







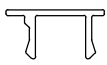
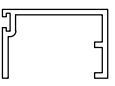
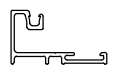


Liste des pièces

PIÈCE	N° DE PIÈCE	DESCRIPTION	NOTES
	34550XX	MENEAU HORIZONTAL (ADJACENT À L'IMPOSTE DE PORTE UNIQUEMENT) 2" X 4 1/2" (50,8mm X 114,3mm)	UTILISER POUR EMPLACEMENT ADJACENT À L'IMPOSTE DE PORTE LONGUEUR DE 24' (7,3m)
	34061XX	PARCLOSE POUR VITRAGE 1" (25,4mm)	UTILISER AVEC 34041XX ET 34051XX LONGUEUR DE 24' (7,3m)
	3441100	SUPPORT D'ANCRAGE DE 3" (76.2mm) DE LONG	UTILISER AVEC 34011XX ET 34041XX VENDU PAR PIÈCE
	34190XX	BUTOIR DE RÉCEPTEUR DE TÊTE	UTILISER AVEC RÉCEPTEUR 34200XX LONGUEUR DE 24' (7,3m)
	34200XX	RÉCEPTEUR DE TÊTE	LA SECTION INTERNE TOUJOURS EN FINI D'USINE LONGUEUR DE 24' (7,3m)
	34100XX	BUTOIR DE PORTE DE 1 3/4" (44.5mm)	UTILISER LE COUPE-FROID EN MOHAIR M115 PIÈCE #5000501 LONGUEUR DE 24' (7,3m)
	34160XX	BUTOIR DE PORTE DE 2" (50.8mm)	UTILISER AVEC COUPE-FROID M115 PIÈCE #5000501 LONGUEUR DE 24' (7,3m)
	1871041	TÊTE 2" X 4 1/2" (50,8mm X 114,3mm)	POUR USAGE AVEC CADRE COURBÉ LONGUEUR DE 24' (7,3m)
	7760541	BUTOIR DE PORTE POUR THERMAPORTE	LONGUEUR DE 24' (7,3m)
	7780303	ADAPTEUR EN PVC NOIR POUR THERMAPORTE	LONGUEUR DE 24' (7,3m)
	34110XX	ADAPTATEUR DE VITRAGE SIMPLE POUR VITRAGE DE 1/4" (6.4mm) ET 3/8" (9.5mm)	LONGUEUR DE 24' (7,3m)

XX = AVAILABLE FINISHES: 00 - Mill Finish 28 - MBRZ ANOD .0007 41 - Anodisé Clair .0004 42 - DBRZ ANOD .0007
57 - TLCHP Light CHPGN 59 - TEDRZ Extra Dark 71 - Anodisé Clair .0007 73 - Noir ANOD .0007
75 - Bronze Léger .0007 76 - CHP ANOD .0007 09 - Fini Peinturé

FlushGlaze BF 3400

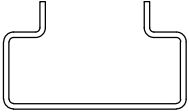




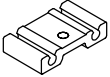
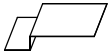

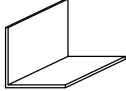


Liste des pièces

PIÈCE	N° DE PIÈCE	DESCRIPTION	NOTES
	34230XX	ADAPTATEUR DE VITRAGE SIMPLE POUR VITRAGE DE 1/2" (12,7mm) ET 5/8" (15,9mm)	LONGUEUR DE 24' (7,3m)
	818000	MOULURE DE REMPLISSAGE	LONGUEUR DE 24' (7,3m) MOULURE POUR POCHE DE VITRAGE POUR OBTENIR UN MENEAU AFFLEURANT
	2433000	BASE DE BUTOIR DE PORTE 1 1/2" X 1/2" (38,1mm X 12,7mm)	UTILISER AVEC LES COUVERCLES DE BUTOIRS DE PORTE 24420XX ET 24320XX LONGUEUR DE 24' (7,3m)
	24320XX	COUVERCLE DE BUTOIR DE PORTE 1 1/2" X 1/2" (38,1mm X 12,7mm)	UTILISER COUPE-FROID EN MOHAIR M115 PIÈCE #5000501 LONGUEUR DE 24' (7,3m)
	24420XX	COUVERCLE DE BUTOIR DE PORTE À CHARNIÈRE CONTINUE 1 1/2" X 5/8" (38,1mm X 15,9mm)	UTILISER COUPE-FROID EN MOHAIR M115 PIÈCE #5000501 LONGUEUR DE 24' (7,3m)
	4300009	BASE DE BUTOIR DE PORTE 3/4" X 1/2" (19,1mm X 12,7mm)	UTILISER COUPE-FROID EN MOHAIR M115 PIÈCE #5000501 VENDU PAR PIÈCE
	4310009	COUVERCLE DE BUTOIR DE PORTE 3/4" X 1/2" (19,1mm X 12,7mm)	VENDU PAR PIÈCE
	24340XX	BUTOIR DE PORTE POUR FERME-PORTE ENCASTRÉ 1 3/4" X 1 1/8" (44,5mm X 28,6mm)	UTILISER COUPE-FROID EN MOHAIR M115 PIÈCE #5000501 VENDU PAR PIÈCE
	18300XX	PARCLOSE CHEVAUCHANTE POUR VITRAGE DE 1/4" (6,4mm)	LONGUEUR DE 24' (7,3m)
	18310XX	PARCLOSE CHEVAUCHANTE POUR VITRAGE DE 1" (25,4mm)	LONGUEUR DE 24' (7,3m)
	18350XX	PARCLOSE	UTILISER AVEC PARCLOSES 18300XX ET 18310XX LONGUEUR DE 24' (7,3m)

XX = AVAILABLE FINISHES: 00 - Mill Finish 28 - MBRZ ANOD .0007 41 - Anodisé Clair .0004 42 - DBRZ ANOD .0007
57 - TLCHP Light CHPGN 59 - TEDRZ Extra Dark 71 - Anodisé Clair .0007 73 - Noir ANOD .0007
75 - Bronze Léger .0007 76 - CHP ANOD .0007 09 - Fini Peinturé

FlushGlaze BF 3400










Liste des pièces

PIÈCE	N° DE PIÈCE	DESCRIPTION	NOTES
	3421000	RENFORT DE COIN	LONGUEUR DE 24' (7,3m)
	21120XX	1/8" X 1 X 2" (3,2mm X 25,4 X 50,8mm) ANGLE EN ALUMINIUM	UTILISER AVEC VITRE LATÉRALE DE PORTE LONGUEUR DE 24' (7,3m)
	34221XX	RÉCEPTACLE POUR BUTOIR DE PORTE ET MOULURE DE REMPLISSAGE PVC NOIR	VENDU PAR PIÈCE
	2425000	SEUIL 6" (152,4mm) AVEC BARRIÈRE THERMIQUE	LONGUEUR DE 24' (7,3m)
	77903XX	SEUIL 4 1/2" (114,3mm) AVEC BARRIÈRE THERMIQUE	LONGUEUR DE 24' (7,3m)
	2420100	ATTACHE POUR SEUIL 7/8" (22,2mm) DE LONG	VENDU PAR PIÈCE
	3449000	2" (50,8mm) DÉFLECTEUR D'EAU	UTILISER AU NIVEAU DES MENEUX DE PORTE SUR LE SOLIN DE DÉPART VENDU PAR PIÈCE
	3449100	FERMETURE D'EXTRÉMITÉ 0,078" X 1 3/8" X 2" DE LONG (2mm x 34,9mm x 50,8mm)	VENDU PAR PIÈCE
	3448000	ANGLE DE FERMETURE POUR RAIL DU BAS 0,078" X 2" X 2" X 4 5/8" DE LONG (2mm X 50,8mm X 50,8mm X 117,5mm)	VENDU PAR PIÈCE
	3443000	ATTACHE D'ASSEMBLAGE (GRANDE) DE 1 1/4" (31,8mm)	VENDU PAR PIÈCE
	3426000	ATTACHE D'ASSEMBLAGE (PETITE ET PIVOT DÉCENTRÉ) DE 1 1/4" (31,8mm)	UTILISER AVEC TRAVERSE HORIZONTALE ET PIVOT DÉCENTRÉ VENDU PAR PIÈCE

XX = AVAILABLE FINISHES: 00 - Mill Finish 28 - MBRZ ANOD .0007 41 - Anodisé Clair .0004 42 - DBRZ ANOD .0007
57 - TLCHP Light CHPGN 59 - TEDRZ Extra Dark 71 - Anodisé Clair .0007 73 - Noir ANOD .0007
75 - Bronze Léger .0007 76 - CHP ANOD .0007 09 - Fini Peinturé

FlushGlaze BF 3400

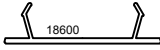



Liste des pièces

PIÈCE	N° DE PIÈCE	DESCRIPTION	NOTES
	1840903	RUBAN DE VITRAGE (PETIT) 70 +/-5 DUROMETER EPDM NOIR	ROULEAU DE 500' (152,4 m) VENDU AU PIED
	1841003	RUBAN DE VITRAGE (STANDARD) POUR VITRAGE DE 1" (25,4mm) OU 1/4" (6,4mm) 70 +/-5 DUROMETER EPDM NOIR	ROULEAU DE 500' (152,4m) VENDU AU PIED
	1841103	RUBAN DE VITRAGE (LARGE) 70 +/-5 DUROMETER EPDM NOIR	ROULEAU DE 500' (152,4m) VENDU AU PIED
	5025003	RUBAN DE VITRAGE 75 +/-5 DUROMETER, PVC NOIR	ROULEAU DE 500' (152,4m) VENDU AU PIED UTILISER AVEC RÉCEPTEUR DE TÊTE
	2555303	JOINT D'ÉTANCHÉITÉ À L'AIR 70 DUROMETER, EPDM NOIR	350' (106,7m) PER ROLL SOLD PER FOOT FOR USE WITH HEAD RECEPTOR
	5002503	RUBAN DE VITRAGE 70 +/-5 DUROMETER, EPDM NOIR	ROULEAU DE 500' (152,4m) VENDU AU PIED UTILISER AVEC IMPOSTE DE PORTE
	5000501	COUPE-FROID EN MOHAIR M115 GRIS	ROULEAU DE 1500' (457,2m) VENDU AU PIED UTILISER AVEC LES BUTOIRS DE PORTE 24320XX, 24340XX ET 4300XX
	3447003	CALE D'APPUI 5/8" X 1 1/8" X 2" (15,9mm X 28,6mm X 50,8mm) 67 +/-5 DUROMETER, NOIR SANTOPRÈNE	VENDU PAR PIÈCE
	2250603	CALE D'APPUI 1/4" X 1 1/8" X 4" (6,4mm X 28,6mm X 101,6mm) 85 +/-5 DUROMETER, NOIR SANTOPRENE	VENDU PAR PIÈCE

XX = AVAILABLE FINISHES: 00 - Mill Finish 28 - MBRZ ANOD .0007 41 - Anodisé Clair .0004 42 - DBRZ ANOD .0007
57 - TLCHP Light CHPGN 59 - TEDRZ Extra Dark 71 - Anodisé Clair .0007 73 - Noir ANOD .0007
75 - Bronze Léger .0007 76 - CHP ANOD .0007 09 - Fini Peinturé

FlushGlaze BF 3400

Liste des pièces

PIÈCE	N° DE PIÈCE	DESCRIPTION	NOTES
	18600XX	REPLISSAGE PLAT	LONGUEUR DE 24' (7,3m)
	7234101	VIS POUR CANNELURES #10 X 1" À TÊTE RONDE ZINGUÉES	VENDU PAR PIÈCE
	7154101	VIS D'ATTACHE D'ASSEMBLAGE #10 X 2" À TÊTE RONDE ZINGUÉES	VENDU PAR PIÈCE
	7153101	VIS D'ATTACHE D'ASSEMBLAGE #10 X 3/4" À TÊTE PLATE ZINGUÉES	VENDU PAR PIÈCE

XX = AVAILABLE FINISHES: 00 - Mill Finish 28 - MBRZ ANOD .0007 41 - Anodisé Clair .0004 42 - DBRZ ANOD .0007
57 - TLCHP Light CHPGN 59 - TEDRZ Extra Dark 71 - Anodisé Clair .0007 73 - Noir ANOD .0007
75 - Bronze Léger .0007 76 - CHP ANOD .0007 09 - Fini Peinturé